



CRAWFORD COUNTY PUBLIC HEALTH

PREVENT • PROMOTE • PROTECT

July 2016 (2nd Qtr.)

Quarterly Report to the Crawford District Advisory Council

QUALITY OF LIFE QUESTIONS

As part of our Community Health Improvement Plan process, we are asking all Crawford County residents to complete a short 2-3 minute online survey that can be found at:

<https://www.surveymonkey.com/r/CrawfordCHIP2016>

For each question, consider:

1. What is the preferred future?
2. What is the current reality?
3. What are the gaps, leverage points, or strategic opportunities?

Quality of Life Questions	Likert Scale Responses (1 to 5, with 5 being most positive)
1. Are you satisfied with the quality of life in our community? (Consider your sense of safety, well-being, participation in community life and associations, etc.) [IOM, 1997]	
2. Are you satisfied with the health care system in the community? (Consider access, cost, availability, quality, options in health care, etc.)	
3. Is this community a good place to raise children? (Consider school quality, day care, after school programs, recreation, etc.)	
4. Is this community a good place to grow old? (Consider elder-friendly housing, transportation to medical services, churches, shopping, elder day care, social support for the elderly living alone, meals on wheels, etc.)	
5. Is there economic opportunity in the community? (Consider locally owned and operated businesses, jobs with career growth, job training/higher education opportunities, affordable housing, reasonable commute, etc.)	
6. Is the community a safe place to live? (Consider residents' perceptions of safety in the home, the workplace, schools, playgrounds, parks, the mall. Do neighbors know and trust one another? Do they look out for one another?)	
7. Are there networks of support for individuals and families (neighbors, support groups, faith community outreach, agencies, and organizations) during times of stress and need?	
8. Do all individuals and groups have the opportunity to contribute to and participate in the community's quality of life?	
9. Do all residents perceive that they — individually and collectively — can make the community a better place to live?	
10. Are community assets broad-based and multi-sectoral? (There are a variety of resources and activities available county-wide)	
11. Are levels of mutual trust and respect increasing among community partners as they participate in collaborative activities to achieve shared community goals?	
12. Is there an active sense of civic responsibility and engagement, and of civic pride in shared accomplishments? (Are citizens working towards the betterment of their community to improve life for all citizens?)	

ACCREDITATION PROCESS UPDATE

On May 16, 2016 the Crawford County Health Partners along with the Hospital Council of Northwest Ohio (HCNO) presented key findings from the community health assessment (CHA), self-reported survey data sent out to 1,200 Crawford County adults ages 18 and over with a 37% response rate (approximately 433 returned surveys).

Some of the findings include:

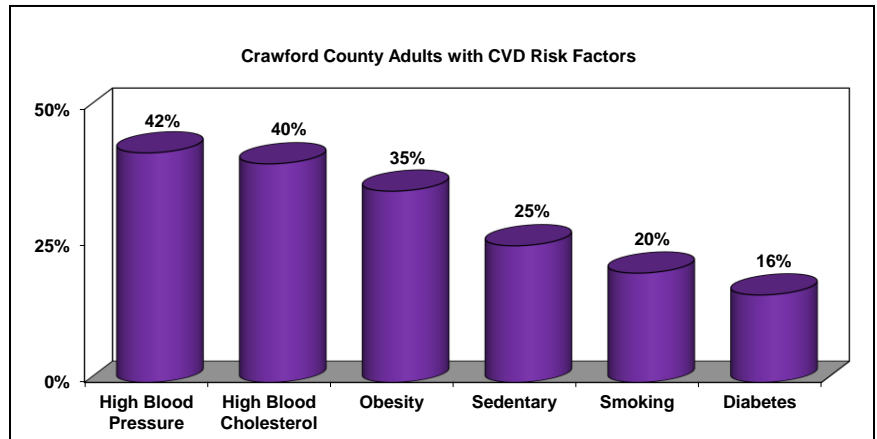
- 23% of adults rated their mental health as not good on four or more days in the previous month
- 12% of adults were uninsured
- 6% of adults do not have a car
- 5% of adults reported they had survived a heart attack
- 42% of Crawford County adults were diagnosed with high blood pressure (compared to 34% for Ohio and 31% for the U.S.)
- 40% of adults were diagnosed with high blood cholesterol
- 16% of Crawford County adults have been diagnosed with diabetes
- 75% of adults were either overweight or obese by Body Mass Index (BMI)



Britney Ward (HCNO) presents the CHA survey data at Grace Point Church.

ACCREDITATION PROCESS UPDATE (CONT.)

- 20% of adults are current smokers
- 19% of all adults reported themselves to be alcohol binge drinkers (5 or more drinks for males, 5 or more for females)
- 10% had used marijuana in the past 6 months
- 10% had used a medication not prescribed for them to feel good or high in the past 6 months
- 17% reported texting while driving
- 5% of adults considered attempting suicide in the past year
- 9% of parents reported difficulty in finding reliable childcare as well as affordable childcare



Adult Comparisons	Crawford County 2015	Ohio 2014	U.S. 2014
Obese	35%	33%	30%
Overweight	40%	34%	35%

The complete community health assessment (149 pages of data) can be downloaded from our website: www.crawfordhealth.org. This data is publicly available for anyone to view or utilize for grant applications.

COMMUNITY HEALTH IMPROVEMENT PLAN (CHIP)



Immediately after the release of the CHA survey data, the Crawford County Health Partners (Crawford County & Galion City health departments, Avita, Crawford County Econ. Development, Community Foundation for Crawford County, Crawford-Marion ADAMH Board, City of Bucyrus, Community Counseling Services, Crawford County Family & Children First Council, and Wesley Chapel/Restore Ministries) began the next phase, developing the Community Health Improvement Plan. Four 4-hours meetings will take place to identify priorities, discuss strengths & weaknesses, capitalize on available resources, and formulate goals and strategies to address the priority health issues identified by the CHA. Galion Avita will host all four CHIP meetings and they are scheduled from 10:00am – 2:00pm on May 31st, July 14th, August 11th, and August 25th.

At the May 31st meeting, four key health issues were chosen to be the focus for the next three years: Obesity, Cardiovascular Disease, Youth Substance Abuse, and Prenatal Outcomes.

ENVIRONMENTAL HEALTH DIVISION REPORT:

Environmental Health Division Inspections by Political Subdivision January 1, 2016 to June 30, 2016

PROGRAM											
POLITICAL SUBDIVISION		Food Safety	Household Sewage Treatment System	Private Water System	Public Pool	Camp - ground	Man. Home Park	School	Solid Waste	Rabies Investigations	Total Field Inspections (all programs)
	Auburn Twp.	5		1	7	1					14
	Bucyrus Twp.	2		6		1				2	11
	Chatfield Twp.			2							2
	Cranberry Twp.		1	4							5
	Dallas Twp.		1	3							4
	Holmes Twp.	8		3				2	3		16
	Liberty Twp.	1		8					3	1	13
	Lykens Twp.	1		2					1	1	5
	Jackson Twp.	4									4
	Jefferson Twp.	7	2						3	1	13
	Polk Twp.	1	2	1			1		6	3	14
	Sandusky Twp.	1	1							1	3
	Texas Twp.										0
	Tod Twp.	1	2	1	1						5
	Vernon Twp.			4						2	6
	Whetstone Twp.	1	3				1		8	1	14
	Bucyrus City	97			5		10	3	5	20	140
	Chatfield Village	1								1	2
	Crestline Village	33			2		4	2	1	8	50
	New Washington	11			3		1	2		2	19
	North Robinson	2						2			4
	Tiro Village	1		1						1	3
									Total:		347

REQUEST FOR PHOTOS

We would like for all townships, villages and the City of Bucyrus to submit a photo (about 8x10) by January 2017 to reflect your jurisdiction. Photos can be of landmarks, buildings, landscapes – whatever you want to represent your area. All photos will become property of CCPH to be displayed in our large conference room.

HELP ME GROW DIVISION (STATE FY 2016 FUNDING - JULY 1, 2015 TO JUNE 30, 2016)



In April, Help Me Grow co-sponsored the annual Dream Child Conference. Approximately 135 professionals attended the event, which highlighted a Human Trafficking survivor's story of her many years of abuse. She shared, among other information, that the average age to enter the human trafficking trade is eleven; the average life span after becoming a victim is seven years; that most runaways will be trafficked

within 48 hours; someone is trafficked every 30 seconds; and Ohio is the fourth highest state in Human Trafficking.

April also marked the completion of six months of coaching calls with Dr. M'Lisa Sheldon co-author of *The Early Childhood Coaching Handbook* and *The Early Childhood Teaming Handbook* (2011). The books outline the Primary Service Provider approach to Early Intervention (services for children under age 3 with a developmental delay or medical condition that places them at risk of developmental delay). An introductory video of the process can be viewed at:

<http://dodd.ohio.gov/IndividualFamilies/MYday/Pages/Education-and-Development.aspx>

To strengthen social connections and encourage physical activity for our HMG families we provided several events this quarter including: Tumble & Plunge series at the Galion YMCA, where families enjoyed free sessions of Water Babies; Gardening Fun at Heise Park with a representative of the Earth, Wind and Flower Garden Club (Thank you Jim & Deb Pigman!); and Tumble Night at Bucyrus YMCA. A special thank you is also extended to the City of Bucyrus for their donation of swim passes for HMG families in need of summer heat relief.



This spring, our staff was represented at the Community Baby Shower held at Bucyrus Community Hospital. Approximately 50 people attended the shower sponsored by Bucyrus Community Library and Buckeye Health.


HMG is also participating in discussions involving many concerns for our community such as transportation, childcare, and our CHA/CHIP process.

Our Healthy Families Division (federally funded through MIECHV) spent tireless hours this and previous months preparing for affiliation and a site visit to be held in August.



Sadly, despite this division's excellent work and dedication, ODH decided to not expand the program as previously expected. Our county will be limited to serving 40 families in this program, instead of the proposed 52.

Right: Compiled information for upcoming MIECHV site visit. (Each binder and a flash drive of all documents had to be mailed to each member of the site visit team)



STATS FROM JULY 1, 2015 TO JUNE 30, 2016


Early Intervention: Total Number of children served: 90

Home Visiting: Total Number of children served: 109

MIECHV/ Healthy Families: Total Number of children served: 55

TOTAL AMOUNT OF REFERRALS RECEIVED: 526

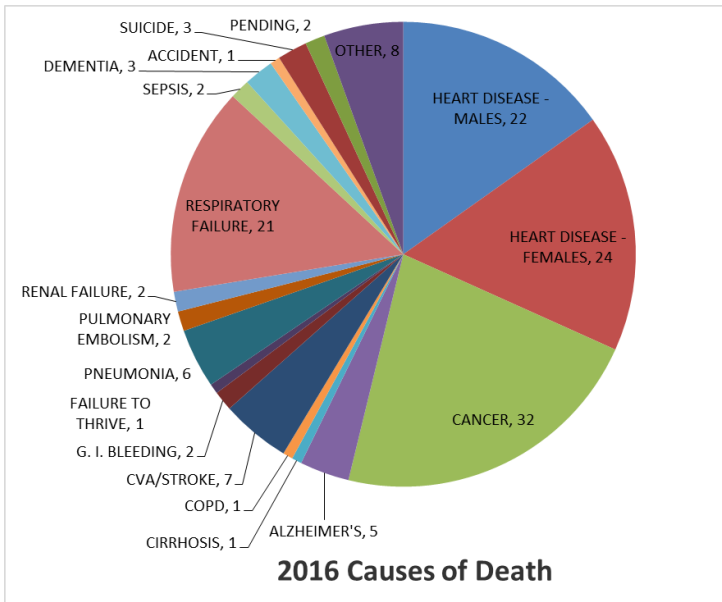
Help Me Grow & MIECHV Home Visits (January through June 2016)	
Auburn Twp.	3
Bucyrus Twp.	13
Chatfield Twp.	2
Cranberry Twp.	8
Dallas Twp.	7
Holmes Twp.	18
Liberty Twp.	16
Lykens Twp.	15
Jackson Twp.	1
Jefferson Twp.	33
Polk Twp.	5
Sandusky Twp.	1
Texas Twp.	0
Tod Twp.	1
Vernon Twp.	9
Whetstone Twp.	22
Bucyrus City	496
Chatfield Village	1
Crestline Village	107
New Washington	20
North Robinson	0
Tiro Village	8
Galion City	340
Total	1126



VITAL STATISTICS

From April 1 – June 30, 2016 our office has reported the following:

	April	May	June	YTD Total
Deaths within our Jurisdiction	21	20	21	145
Burial Permits Issued	20	14	17	136
Births within our Jurisdiction	0	0	0	0
Death Certificates requested	109	71	71	528
Birth Certificates requested	100	66	88	539



The table at right depicts the number of burial permits and deaths by political subdivision.

Not all burial permits are issued by our office. Several of the funeral homes will also issue burial permits.

The death certificate numbers in this chart depict the location of where the person lived, not necessarily where they passed away. For example, they may have been a resident that passed away in a hospital in Columbus.

Vital Statistics (January - June 2016)	Burial Permits	Death Certificates
Auburn Twp.	1	2
Bucyrus Twp.	5	6
Chatfield Twp.	0	2
Cranberry Twp.	0	0
Dallas Twp.	0	0
Holmes Twp.	4	3
Liberty Twp.	5	6
Lykens Twp.	3	3
Jackson Twp.	0	0
Jefferson Twp.	2	4
Polk Twp.	0	1
Sandusky Twp.	4	5
Texas Twp.	0	0
Tod Twp.	0	0
Vernon Twp.	1	3
Whetstone Twp.	3	4
Bucyrus City	91	91
Chatfield Village	0	0
Crestline Village	12	14
New Washington	0	1
North Robinson	0	0
Tiro Village	0	0
Galion City	4	5
Out of County	20	7
Total	155	157

EPIDEMIOLOGY TRACKING & SURVEILLANCE

Table 1.

Displays the number of reportable disease cases occurring in Crawford County in 2016.

Table 1. Communicable Disease Cases ¹ in Crawford County ² for June ³ 2016						
	January	February	March	April	May	June
Class B						
Campylobacteriosis	0	1	0	0	1	0
Chlamydia	8	3	7	3	12	9
Cryptosporidiosis	0	1	0	1	0	0
Gonorrhea	1	1	1	0	1	0
Hepatitis A	0	0	0	0	1	2
Hepatitis B	0	0	0	2	1	2
Hepatitis C	3	2	5	2	4	13
Influenza-Associated Hospitalization	0	0	2	1	0	0
Legionnaires' Disease	0	0	1	0	0	0
Lyme Disease	2	1	0	0	0	1
Meningitis	0	0	0	0	0	1
Mycobacterial Disease (Not TB)	0	0	1	0	0	0
Salmonella	0	0	1	0	0	0
Varicella	0	0	0	0	0	1
Total	14	9	18	9	20	29

¹Case counts include confirmed, probable, and suspected disease classifications
²Case numbers do not include Galion City cases
³Classification by month is done according to the "Event Date" field in ODRS

New Services!

We are pleased to now offer reproductive health clinics every 1st and 3rd Monday of every month.

The Sexual Health Clinic

Local Links to Affordable Sexual Health Services Wherever You Are

Crawford County

Location:
Crawford Co. Health Dept.*
1520 Isaac Beal Rd, Bucyrus
*Bellefontaine, Marion & Marysville locations also available.

Hours:
Monthly on 1st & 3rd Mondays

Cost:
Discounted rates. Medicaid/Medicare managed plans and most private insurance accepted.

For Appointment Call:
(937) 642-2053 or
(888) 333-9461 toll-free

The Sexual Health Clinic offers affordable reproductive healthcare for men and women.

The clinic provides:

- Reproductive health exams and screenings
- Free condoms and reduced cost birth control
- Free or reduced cost STD and HIV testing
- Reproductive life planning
- Pregnancy testing
- HPV vaccinations



A partnership of Crawford, Logan, Marion & Union County Health Depts. Funded in part by the Ohio Dept. of Health & Title X.
www.uchd.net/sexual-health-services-clinic
www.facebook.com/UCHDSHC

NURSING DIVISION - 2ND QUARTER HIGHLIGHTS

Immunization Program

- Immunization appointment clinics are held every 1st, 4th, and any 5th Thursday 9-11:30am and 1-4pm; every 2nd and 3rd Thursday 9-11:30am and 3-6:30pm at the Health Department. We also have a clinic the 3rd Wednesday of each month from 9-11:30am at St. John's Lutheran Church in New Washington.
- A total of 276 clients were seen and 734 were given this quarter.

CMH (Children with Medical Handicaps)

- We currently have 104 children we assist with this program.
- We billed \$14,150.00 so far this year and have received payment for \$12,110.00.

Communicable Disease Investigation

- The law requires specific diseases to be reported to local health departments in an effort to control the incidence and spread of communicable disease.
- The Nursing Department 91 communicable diseases the first quarter of the year. 42 Hepatitis C, 7 Hepatitis B, 25 Chlamydia and 17 miscellaneous diseases.
- Nurses go to Maryhaven (drug and alcohol treatment center) every 6 weeks for communicable disease education and testing.

Jail Nursing

- Nurses worked 394.75 hours at the Crawford County Justice Center and billed \$14,211.00 for services.
- Statistics: 331 inmates booked in, 193 physicals completed, 337 sick inmates

seen, and 40 inmates seen for drug and alcohol withdrawals.

School Nursing

- Nursing provides services for five of our county's school districts: Buckeye Central, Bucyrus, Colonel Crawford, Crestline, and Wynford. We also fill in for the nurse at Fairway/Waycraft as needed.
- Nurses worked 1,186.25 hours and billed \$39,166.00

Council on Aging

- 66 clients seen.
- Nurse worked 66 hours and billed \$2,633.08.

Miscellaneous

- Head checks
- Blood pressure checks
- TB skin tests
- Visual exams for foster child placement
- Child Passenger Safety Educational Classes
- Lead Conference
- Opiate Conference
- Safety Town "Poison Look-a-likes" Presentation
- Yearly car seat site visit done by Safe Kids, and a yearly car seat training for Council on Aging drivers

Sexual Health Clinic

As of April 2016 we became part of a grant with Union County Health Department to provide services for a Reproductive Health and Wellness Clinic twice a month. This clinic provides affordable reproductive healthcare for men and women ages 13 and up.

WIC DIVISION (FEDERAL FY 2016 – OCTOBER-SEPTEMBER)

Show Rates for April, May, and June

Appointment Type	Scheduled	Scheduled who showed	Show Rate	Walk –ins seen	Total # Seen	Show Rate including Walk- ins
Certification	212	177	.83	22	199	94%
Recertification	654	495	.76	16	511	78%
Total	866	672	.78	38	710	82%

Nutrition Ed. Show Rate

Mid-cert appointment type	Scheduled	Scheduled who showed	Show Rate	Walk –ins seen	Total # Seen	Show Rate including Walk-ins
High Risk	66	59	.89	0	59	89%
Group, Module	565	509	.90	10	519	92%
Total	631	568	.90	10	578	92%

This is my 3rd Quarter for FY16

- I spent **66% of my Grant**, for FY16.
- I have attended Crawford Community Council, Crawford Childhood Initiative, Family and Children First, Community Health Assessment, Dream Child Conference, Monthly Board meetings; National WIC Association meeting; Monica and Kathy went it was in Cincinnati. Kathy and Mary both took CPR training.
- What is going on at WIC: I submitted the Grant for FY17 on June 8, it was due June 13. Our Grant amount for FY17 is \$299,552. The new program year begins on October 1, 2016. With the help of a group of Pioneer School students we built a raised bed garden and planted several different vegetables, we have harvested some zucchini, cucumbers and green peppers. We have been offering the produce to our participants along with recipes. We hopefully will have a large crop of tomatoes.



- **Vendor Redemption Report** for April 2016-June 2016. We have 5 stores in the Crawford County area that are registered Vendors with the State WIC program.

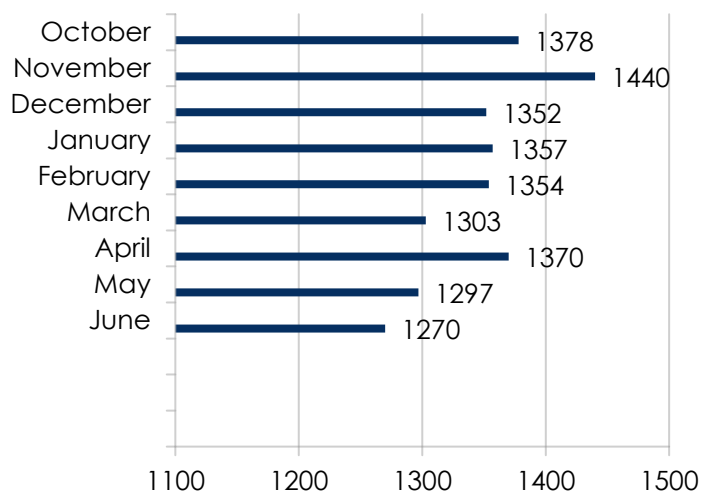
Redeem Month	Transactions	Amount Redeemed	Amount Paid
April	2265	\$56,478.05	\$56,648.18
May	2366	\$55,127.63	\$54,216.63
March	2348	\$55,381.44	\$53,898.49
Totals	6979	\$166,987.12	\$163,763.30

Below are Participants we served the last 3 months broke down into pregnant women, breastfeeding women, post-partum women, infants and children, which is total number of Crawford County residents served this quarter.

	Pregnant Women	Breastfeeding women	Post-Partum Women	Infant	Child	Total
April	111	51	128	310	770	1370
May	109	48	110	299	731	1297
June`	109	46	107	289	719	1270
Total 3rd quarter	329	145	345	898	2220	3937

Zip Codes	Total WIC Participants by Zip Code
43110	2
43302	4
43338	2
44818	11
44820	520
44825	1
44827	217
44833	428
44849	8
44854	13
44856	3
44865	3
44875	5
44881	3
44882	4
44887	17
44890	2
44903	2
44905	2
44906	2
48820	1
48833	3

Case Load
FY 16 - 1347



Who is Eligible for WIC?

Who is eligible: Women who are pregnant, breastfeeding or have a baby less than 6 months old, and infants and children up to age 5. **To qualify for services you must:** live in Ohio, meet WIC income guidelines, have certain nutritional or health risks.

USDA is an equal opportunity provider and employer.

SECOND QUARTER FISCAL REPORT FOR ALL PUBLIC HEALTH FUNDS

Please note that grant funds and environmental health funds are required to be tracked separately. Monies from those programs are to be utilized only for the purposes of those programs.

District Health (E064)					
Revenue	Projected	April	May	Jun	TTL Rec.
State Subsidy	6,200.00	-	6,245.38	-	6,245.38
Bucyrus Subsidy	223,496.85	-		-	113,089.02
Subdivision Settlement	100,025.64	-		-	35,513.27
MAC Revenue	24,000.00	-	5,028.93	-	7,641.57
Vital Statistics	50,000.00	5,200.00	6,329.36	4,307.00	30,031.36
MOHO Park Inspection Fees	4,200.00	-		-	-
Other Revenue	5,480.00	-		5,000.00	5,010.00
Advance (Cash from IAP Grant)	-	-	10,000.00	-	10,000.00
Total	413,402.49	5,200.00	27,603.67	9,307.00	207,530.60
Expenses	Projected				
Salaries/Fringe	316,981.17	17,084.91	17,773.80	19,588.81	114,911.47
State Remittance	32,928.74	7,580.82	50.00	35.00	13,777.66
Liab/Casualty Ins. Premium	8,000.00	-	-	-	-
Supplies	18,000.00	105.05	229.79	386.92	1,617.54
Equipment	6,100.00	179.00	-	-	3,779.00
Contract Services	93,541.12	6,677.02	13,940.35	5,289.67	42,405.98
Travel and Expense	5,260.00	161.72	119.34	277.16	1,496.82
Contingency Account	20,000.00	-	-	-	-
Unemployment	10,263.33	-	-	-	-
Advertising and Printing	2,000.00	-	-	-	-
Other Expense	3,835.32	669.98	-	70.00	2,032.01
MOHO Salaries/Fringe	3,322.00	19.29	477.86	431.51	960.88
MOHO Contract Services	761.86	36.11	88.77	49.70	308.57
MOHO Travel And Expenses	450.00	-	35.36	32.24	67.60
MOHO Other Expenses/Supplies	301.35	0.54	1.86	0.43	5.63
Advance Out (Cash to support Grants)		-	10,000.00	30,000.00	40,000.00
Total	521,744.89	32,514.44	42,717.13	56,161.44	221,363.16
Total Revenue-Expenses	(108,342.40)	(27,314.44)	(15,113.46)	(46,854.44)	(13,832.56)

Reserve Balance Fund (E064)	Projected	April	May	Jun	TTL Rec.
Revenue	0.00	0.00	0.00	0.00	0.00
Expenses	17,702.87	0.00	0.00	1,123.62	0.00
Total Revenue-Expenses	(17,702.87)	0.00	0.00	(1,123.62)	

Nursing Fund (E064)	Projected	April	May	Jun	TTL Rec.
Revenue	464,670.07	30,139.68	54,640.03	44,707.66	251,323.30
Expenses	554,717.33	32,386.72	47,113.56	33,241.85	224,815.12
Total Revenue-Expenses	(90,047.26)	(2,247.04)	7,526.47	11,465.81	26,508.18

Food Service Fund (E064)	Projected	April	May	Jun	TTL Rec.
Revenue	62,875.00	885.32	1,331.23	1,485.11	58,365.93
Expenses	72,276.41	8,610.08	4,743.27	4,946.96	31,586.28
Total Revenue-Expenses	(9,401.41)	(7,724.76)	(3,412.04)	(3,461.85)	26,779.65

Water System Fund (E064)	Projected	April	May	Jun	TTL Rec.
Revenue	11,380.00	3,710.08	1,677.14	688.15	9,198.96
Expenses	18,228.27	1,575.27	728.55	617.06	7,255.63
Total Revenue-Expenses	(6,848.27)	2,134.81	948.59	71.09	1,943.33

C&DD Fund (B028)	Projected	April	May	Jun	TTL Rec.
Revenue	48,000.00	3,512.88	7,859.79	0.00	22,319.24
Expenses	57,235.19	2,999.36	3,967.27	2,698.74	18,788.06
Total Revenue-Expenses	(9,235.19)	513.52	3,892.52	(2,698.74)	3,531.18

Solid Waste Fund (E068)	Projected	April	May	Jun	TTL Rec.
Revenue	66,000.00	0.00	0.00	0.00	59,900.00
Expenses	69,549.80	1,372.44	1,202.11	599.44	62,527.26
Total Revenue-Expenses	(3,549.80)	(1,372.44)	(1,202.11)	(599.44)	(2,627.26)

RV Park (EE069)	Projected	April	May	Jun	TTL Rec.
Revenue	3,444.92	3,267.37	310.70	0.00	3,578.07
Expenses	3,391.95	456.94	201.83	250.13	1,390.14
Total Revenue-Expenses	52.97	2,810.43	108.87	(250.13)	2,187.93

Swimming Pool Fund (E065)	Projected	April	May	Jun	TTL Rec.
Revenue	4,100.00	3,763.15	400.59	0.00	4,163.74
Expenses	3,958.43	176.88	304.24	705.10	1,417.20
Total Revenue-Expenses	141.57	3,586.27	96.35	(705.10)	2,746.54

Sewage Fund (E066)	Projected	April	May	Jun	TTL Rec.
Revenue	17,992.71	0.00	404.62	198.84	2,940.52
Expenses	25,327.48	1,645.50	1,345.92	1,035.52	8,880.02
Total Revenue-Expenses	(7,334.77)	(1,645.50)	(941.30)	(836.68)	(5,939.50)

MIECHV Grant (T143)	Projected	April	May	Jun	TTL Rec.
Revenue	148,500.00	0.00	27,244.31	10,000.00	63,644.31
Expenses	148,950.56	8,599.64	10,832.06	12,027.47	59,605.36
Total Revenue-Expenses	(450.56)	(8,599.64)	16,412.25	(2,027.47)	4,038.95

PHEP Grant (T152)	Projected	April	May	Jun	TTL Rec.
Revenue	85,896.00	10,405.67	0.00	10,000.00	33,662.85
Expenses	87,170.83	8,194.60	6,347.01	6,083.77	31,692.86
Total Revenue-Expenses	(1,274.83)	2,211.07	(6,347.01)	3,916.23	1,969.99

IAP Grant (T153)	Projected	April	May	Jun	TTL Rec.
Revenue	0.00	0.00	0.00	0.00	0.00
Expenses	4,170.62	40.87	0.00	0.00	42.64
Total Revenue-Expenses	(4,170.62)	(40.87)	0.00	0.00	(42.64)

Help Me Grow (T164)	Projected	April	May	Jun	TTL Rec.
Revenue	300,886.62	57,699.04	27,422.70	2,447.00	153,756.96
Expenses	338,606.54	24,434.52	28,122.38	22,318.09	148,188.26
Total Revenue-Expenses	(37,719.92)	33,264.52	(699.68)	(19,871.09)	5,568.70

WIC (T075)	Projected	April	May	Jun	TTL Rec.
Revenue	305,474.81	825.00	87,191.00	10,000.00	135,788.00
Expenses	302,128.61	22,286.98	34,374.31	20,852.03	141,103.78
Total Revenue-Expenses	3,346.20	(21,461.98)	52,816.69	(10,852.03)	(5,315.78)

Ebola (T157)	Projected	April	May	Jun	TTL Rec.
Revenue	12,182.82	0.00	3,257.85	0.00	6,008.49
Expenses	9,706.60	2,137.25	1,771.40	82.94	6,998.00
Total Revenue-Expenses	2,476.22	(2,137.25)	1,486.45	(82.94)	(989.51)

HSTS Grant (TT086)					TTL Rec.
Revenue	66,000.00	0.00	1,000.00	1,000.00	2,000.00
Expenses	66,000.00	0.00	0.00	0.00	0.00
Total Revenue-Expenses	0.00	0.00	0.00	0.00	2,000.00

CALENDAR OF EVENTS:

August 1, 2016 – Reproductive Health Clinic
August 3, 2016 – Immunization Clinic at Bucyrus City Schools
August 4, 2016 – Immunization Clinic
April 10, 2016 – Immunization Clinic at Crestline Village Schools
August 11, 2016 – Late Immunization Clinic (open until 6:30pm)
August 11, 2016 – Community Health Improvement Plan Meeting @ Avita
August 15, 2016 – Reproductive Health Clinic
August 17, 2016 – Immunization Clinic @ New Washington
August 17, 2016 - Board of Health meeting, 4:30pm – 1520 Isaac Beal Rd., Bucyrus, OH
August 18, 2016 – Immunization Clinic
August 21 – 23, 2016 – Healthy Families America Site Visit
August 25, 2016 – Immunization Clinic
August 25, 2016 - Community Health Improvement Plan Meeting @ Avita
September 1, 2016 – Immunization Clinic
September 5, 2016 – Reproductive Health Clinic
September 8, 2016 – Late Immunization Clinic (open until 6:30pm)
September 15, 2016 – Late Immunization Clinic (open until 6:30pm)
September 19, 2016 – Reproductive Health Clinic
September 21 - Board of Health meeting, 4:30pm – 1520 Isaac Beal Rd., Bucyrus, OH

Nursing Division Clinics: Every Thursday – please call to schedule. All other days available by appointment.

Reproductive Health Clinics: Every 1st & 3rd Mondays – please call to schedule.

WIC Clinics:

Bucyrus - 2nd, 3rd & 4th Tuesdays - 8:00am – 5:00pm, 1st, 3rd & 4th Thursdays - 8:00am – 5:00pm,
2nd Thursday - 9:30am – 6:30pm and 2nd Friday - 8:00am – 5:00pm
Galion - 1st Tuesday 9:30am – 6:30pm, Wednesdays 8:00am – 5:00pm and 1st, 3rd & 4th Friday 8:00am – 5:00pm
Crestline - 1st Monday 8:00am – 5:00pm and 3rd Monday 9:30am – 6:30pm

CONTACT US:

Nursing Division: (419)562-5871 ext. 1209

Environmental Health:
(419)562-5871 ext. 1203

Vital Statistics: (419)562-5871 ext. 1201

WIC Bucyrus: (419)562-5859

WIC Galion: (419)462-1197


WIC Crestline: (419)683-2921

Help Me Grow: (419)562-4667 option 6

Emergency Preparedness:
(419)562-5871 ext. 1207

Administrator: (419)562-5871 ext. 1213

Website:
www.crawfordhealth.com



CRAWFORD COUNTY PUBLIC HEALTH

P R E V E N T • P R O M O T E • P R O T E C T

1520 ISAAC BEAL RD., BUCYRUS, OH 44820

PHONE: (419)562-5871

FAX: (419)562-2048

WWW.CRAWFORDHEALTH.COM

Be sure to “Like” Crawford County Public Health on Facebook!