



CRAWFORD COUNTY PUBLIC HEALTH

PREVENT • PROMOTE • PROTECT

July 2017 (2nd Qtr.)

Quarterly Report to the Crawford District Advisory Council

PHAB Accreditation Requirements for Ohio

Recognizing the benefits of accreditation through PHAB (Public Health Accreditation Board), the 130th General Assembly in 2013 codified the authority for the Director of Health to require all local health districts to apply for accreditation through PHAB by July 1, 2018 and to become accredited by July 1, 2020. Requiring Ohio's local health districts to become accredited by PHAB will demonstrate that they are meeting or exceeding a common set of national standards; have the capacity to provide core public health services; and are continually striving to improve service, value, and accountability to stakeholders.

A condition of receiving any funding (subsidies or grants) from the Ohio Department of Health is to meet these PHAB deadlines.

NEW STAFF MEMBER - PUBLIC HEALTH ACCREDITATION COORDINATOR

At the April 2017 Board of Health meeting, it was determined the need was justified to hire a full-time Accreditation Coordinator to assist us in meeting the mandatory July 2018 PHAB Accreditation application deadline. The position was posted, applicants were screened, a handful were interviewed, and we are pleased to report Jenny Klein has joined our staff.

Jenny moved to Crawford County from Northwest Indiana. She studied Animal Science and Animal Agribusiness at Purdue University, West Lafayette. In addition to earning her degree, Jenny also served in the United States Marine Corps Reserve as a Field Radio Operator. Passionate



about well-being and making a difference, the transition to Crawford County Public Health Department was a natural fit. Jenny has become familiar with what a great achievement it means to be nationally recognized and accredited by the Public Health Accreditation Board and has been coordinating efforts towards reaching this accomplishment. In her free time, Jenny loves to go camping with family and her boyfriend Zach. She also has two fur babies and enjoys spending time with them outdoors. Appreciating life in a small-town community and grateful for a healthy life, Jenny strives to improve and protect the health and safety of all residents of Crawford County.

COMMUNITY HEALTH UPDATES

Work continues with the Crawford County Health Partners towards the four priorities identified in the



Community Health Improvement Plan (CHIP): Reducing Adult Cardiovascular Disease, Reducing Obesity, Decreasing Youth Substance Abuse, and Improving Prenatal Outcomes. Avita has graciously sponsored a website specific for activities that revolve around these priorities. The site can be viewed at: www.crawfordcountyhealthpartners.org

TRAINING ASSISTANCE RECEIVED FOR ACHIEVING PHAB ACCREDITATION

The goal for Crawford County Public Health is to apply PHAB (Public Health Accreditation Board) Accreditation by July 2018! Just a few of the required documents needed prior to applying for Accreditation include the Community Health Assessment (released in 2016), the Community Health Improvement Plan (released late 2016), the Strategic Plan, Workforce Development Plan (both in progress), Quality Improvement Plan, Performance Management System, a Marketing Plan, and a Branding Strategy.

"The goal of the accreditation program is to improve and protect the health of every community by advancing the quality and performance of public health departments."

-Public Health Accreditation Board

As we continue to work on PHAB document compliance, we are pleased to announce we were chosen for two (2) no-cost training & technical assistance awards funded by the Ohio Department of Health to help us achieve our goal. These awards cover the cost of training and assistance from the Ohio State University College of Public Health to support us in completing prerequisite documents needed for demonstrating PHAB compliance. The projects currently being supported by these awards include our Workforce Development Plan and our Strategic Plan. We have also applied for assistance with our Performance Management System and hope to begin that work later this year.



THE OHIO STATE UNIVERSITY
COLLEGE OF PUBLIC HEALTH

Center for Public Health Practice

ENVIRONMENTAL HEALTH DIVISION REPORT:

Crawford County Public Health was awarded a 2017 OEPA grant funding to repair and/or replace failing home sewage systems countywide with emphasis on the villages of Chatfield, Tiro and North Robinson. We were awarded our full requested amount of \$300,000. Cindy Brookes from the Sandusky River Watershed Coalition is again our administrator of the grant. All possible candidates are directed to Cindy who determines their eligibility and arranges the bids for eligible projects. Our department has already identified several possible eligible properties and a few have been determined to be eligible for 2017 grant funds.

In mid-May, the EH Division Food Program underwent a survey by the Ohio Department of Health. ODH surveys the food programs of all Ohio health departments on a 3-year cycle to determine if they are meeting the standards set by ODH. This survey consists of analysis of the administrative and regulation enforcement areas of our Food Program. Our office was officially notified that we passed our survey and our Food Program remains on the approved list. Our division routinely inspects all licensed food operations within our jurisdiction.

In April, the EH Division Solid Waste Program received its annual survey by the Northwest Ohio EPA. The survey consists of review of the administrative and inspectional portions of our Solid Waste Program including all aspects of the county landfill, registered Construction and Demolition Debris sites, composting sites and infectious waste sites. As in past years, our department continues to be on the approved list by OEPA.

Env. Health Program Inspections by political subdivision April 1, 2017 to June 30, 2017									
POLITICAL SUBDIVISION		Food	Sewage	Water	Pool	Camp	MHP	School	Sol Wste
	Auburn	5	1			2			
	Bucyrus		1	7	3	2			
	Chatfield	1							
	Cranberry	4	1						
	Dallas	1	1	2					
	Holmes	3	1	4				2	3
	Liberty		1	5					2
	Lykens	4		2					
	Jackson	1							
	Jefferson	2	5	1					
	Polk		8				1		1
	Sandusky								
	Texas								
	Tod	1	1		1	2	1		
	Vernon			1					
	Whetstone	1	5	6			1		5
	Bucyrus City	56			6	2	12	3	2
	Chatfield Villg		1						
	Crestline Villg	27			2	1	4		
	New Wash	4			2		1		
	North Robinson								
	Tiro Villg	1	1	1					



July 1st marks a new fiscal year for Help Me Grow and Early Intervention. Last fiscal year, we had program change, most notably the transfer of the Early Intervention program from the Ohio Department of Health to the Ohio Department of Developmental Disabilities. This fiscal year, Help Me Grow will experience both program and fiscal changes. A dramatic change is that historically, families or

professionals were able to contact us by phone, fax, and text or email if they or someone they knew were interested in our services. As of August 1st, all referrals for any Ohio Help Me Grow Program or Early Intervention throughout the state of Ohio will be the responsibility of The Cleveland Sight Center.

This drastic change in the referral process, per ODH, will save money. They also say that some funds may continue to flow to locals programs like ours to do some local outreach. Crawford County has always been recognized for our ability to meet projected target numbers of families and children being served. Only time will tell how the change will affect HMG and EI services in Ohio.

The other fiscal and program change is that as of June, our Healthy Families program, which was funded through a federal grant, transferred from CCPH to Marion Area Pregnancy Program (MAPP). When we were unable to expand the program due to federal budget cuts, we had to reduce staff hours. It was always a tight budget and grant payments were frequently late. Consequently, CCPH made many budget amendments to transfer money to meet payroll and other obligations. These and other decisions led to the transfer. Our Healthy Family staff have remained with us as Help Me Grow Home Visitors. They worked diligently to make the transfer as seamless as possible. Crawford County families will continue to be served and we are working together to make sure the program participants are included in local Help Me Grow Family Events.

We end this quarter with good fiscal news. Due to the great work of our Home Visiting staff, we will receive nearly \$50,000 in incentive payments for meeting positive outcomes for the families we serve. Favorable outcomes include expectant mom's keeping all prenatal appointments, pregnant women quitting smoking, delivering a full term baby, ensuring child's immunizations are up to date, and keeping 90 percent of scheduled home visits.



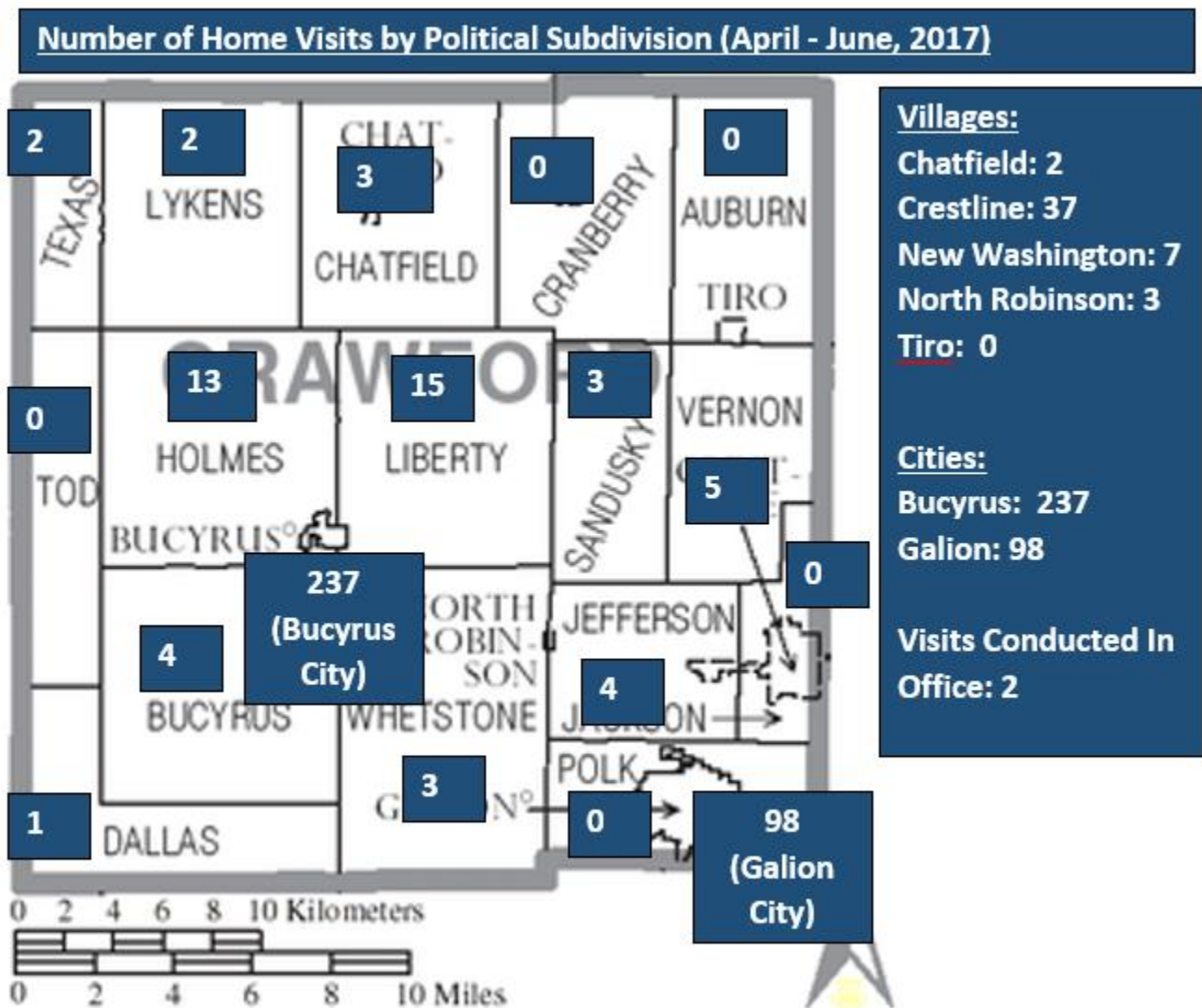
Total Number of Children Served April through June, 2017

Early Intervention: 57
Home Visiting: 73
MIECHV: 29

TOTAL AMOUNT OF REFERRALS RECEIVED: 98

Total Number of Home Visits April through June, 2017

Early Intervention: 114
Home Visiting: 237
MIECHV: 90



COMMUNICABLE DISEASE TRACKING & SURVEILLANCE

The number of infectious disease cases increased between May and June (12 and 21 cases respectively). **Table 1.** illustrates the types of illnesses reported in Crawford County during June and the number of cases for each of these conditions. Between the two months, cases of chlamydia (9 in May) and Hepatitis C (2 in May) increased. Cases of gonorrhea, Lyme Disease and Zika virus infection were also reported during the month of June. This Zika case listed here is a suspect case and additional testing is being conducted to ensure it is labeled accurately.

Table 1. Communicable Disease Cases¹ in Crawford County² for June³ 2017

Class B	2016						2017					
	Jul.	Aug.	Sept.	Oct.	Nov.	Dec.	Jan.	Feb.	Mar.	Apr.	May	Jun.
Chlamydia	11	6	12	15	9	14	9	8	8	9	9	10
Cryptosporidiosis	1	0	2	0	0	0	0	0	0	0	0	0
Gonorrhea	2	2	1	1	1	0	1	0	0	1	0	4
Hepatitis A	1	0	0	0	0	0	0	0	0	0	0	0
Hepatitis B	0	1	3	0	1	0	3	3	1	2	1	0
Hepatitis C	3	3	6	11	10	3	3	5	2	4	2	4
Influenza-Associated Hospitalization	0	0	0	0	0	3	13	5	8	1	0	0
Legionnaires' Disease	0	0	0	0	0	1	0	0	0	0	0	0
Lyme Disease	0	0	0	0	1	0	0	0	1	1	0	2
Meningitis	0	1	0	0	0	0	0	0	0	0	0	0
Pertussis	1	0	0	0	0	0	0	0	0	0	0	0
Salmonella	3	0	2	0	1	0	0	0	1	0	0	0
<i>Streptococcus pneumoniae</i>	0	0	1	0	0	0	0	0	0	1	0	0
Varicella	0	0	0	0	0	0	0	0	0	1	0	0
Yersiniosis	1	0	0	0	0	0	0	0	0	0	0	0
Zika virus infection ⁴	0	0	0	0	0	0	0	0	0	0	0	1
Total	23	13	27	27	23	21	29	21	21	20	12	21

¹Case counts include confirmed, probable, and suspected disease classifications

²Case numbers do not include Galion City cases

³Classification by month is done according to the "Event Date" field in ODRS

⁴Additional testing being run on suspect case

Ohio Mosquito-borne Disease 2017 Numbers-At-A-Glance as of July 24, 2017:

West Nile virus		Notes
Ohio counties with WNV activity reported	13	Clark, Franklin, Lake, Licking, Lorain Lucas, Medina, Montgomery, Pickaway, Portage, Richland, Stark and Summit counties
Human cases	0	
Asymptomatic blood donors	0	
WNV veterinary cases	0	
Mosquitoes tested	158,882	Collected in 37 counties, pooled into 5,987 samples
WNV positive mosquito samples	151	Clark (1), Franklin (50), Lake (8), Licking (8), Lorain (9), Lucas (29), Medina (2), Montgomery (11), Pickaway (1), Portage (5), Richland (4), Stark (5) and Summit (18) counties

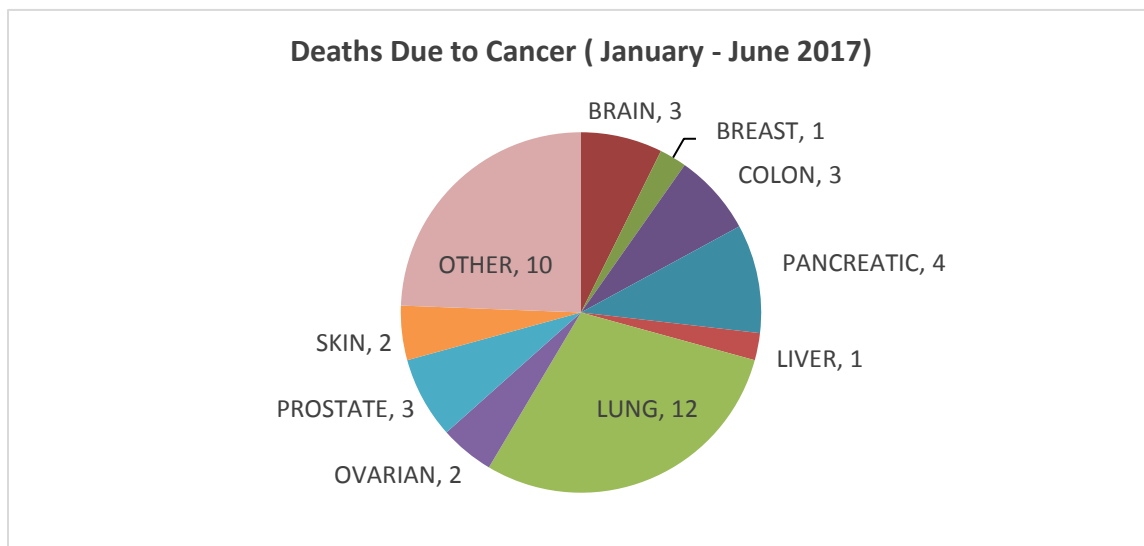
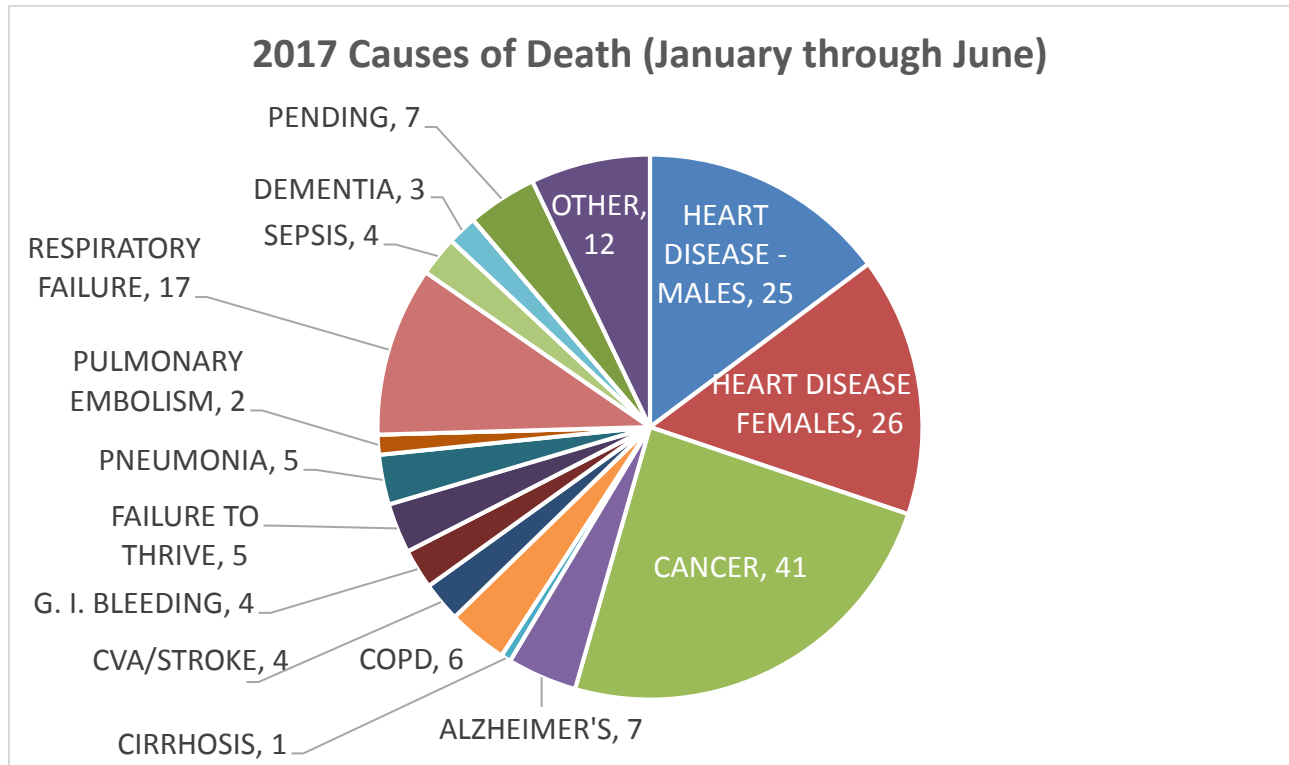
Travel-associated mosquito-borne disease cases		Notes
Chikungunya virus human cases*	0	
Dengue human cases	3	1 male and 2 females ranging in age from 17-60 years (median 27 years) with travel to Asian countries
Zika virus human cases*	4	2 males and 2 females ranging in age from 12-59 years (median 34.5 years) with travel to Caribbean islands
Malaria human cases	26	15 males and 11 females ranging in age from 1-77 years (median 26 years) with travel to African countries, Afghanistan and Guatemala

* Ohioans traveling to areas where local transmission is occurring should be aware of the ongoing situation and make every effort to avoid mosquito bites. Additional information can be found from the CDC (www.cdc.gov/chikungunya, www.cdc.gov/zika/geo/index.html) and the Pan American Health Organization (www.paho.org/chikungunya, www.paho.org/zika).

VITAL STATISTICS

From April through June, 2017 our office has reported the following:

	April	May	June	YTD Total
Deaths within our Jurisdiction	24	25	27	169
Burial Permits Issued	20	20	26	131
Births within our Jurisdiction	0	0	1	1
(note: Galion Hospital Births are reported through the Galion City Health Department)				
Death Certificates requested	89	91	78	588
Birth Certificates requested	69	89	85	541



NURSING DIVISION - 2ND QUARTER HIGHLIGHTS (APRIL – JUNE)

Immunization Program

- Immunization appointment clinics are held every 1st, 4th, and any 5th Thursday 9-11:30am and 1-4pm; every 2nd and 3rd Thursday 9-11:30am and 3-6:30pm at the Health Department. We also have a clinic the 3rd Wednesday of each month from 9-11:30am at St. John's Lutheran Church in New Washington.
- A total of 286 clients were seen and 622 vaccines were given in the 2nd quarter.
- We have recently added Typhoid and Yellow Fever Vaccines to our list of travel vaccines.

CMH (Children with Medical Handicaps)

CMH is a health care program in the Ohio Department of Health (ODH). CMH links families of children with special health care needs to a network of quality providers and helps families obtain payment for the services their children need. CMH receives funding for services from the federal Maternal and Child Health Block Grant, state general revenue funds, county tax funds, third-party reimbursements and donations. CMH promotes early identification of children with handicapping conditions and treatment of those children by appropriate health care providers.

- We currently have 109 children we assist with this program.
- We billed \$8,010.00 in the 2nd quarter of this year.

Communicable Disease Investigation

- The Nursing Department investigated 96 communicable diseases the 2nd quarter of the year. 47 Hepatitis C; 4 Hepatitis B; 31 Chlamydia; and 13 miscellaneous diseases.
- Nurses go to Maryhaven (drug and alcohol treatment center) every 6 weeks for communicable disease education and testing. This quarter we tested 31 clients for STD's, 17 for Hepatitis C, and 20 for HIV.

Jail Nursing

- Nurses worked 430.5 hours at the Crawford County Justice Center.
- Statistics: 304 inmates booked in, 219 physicals completed, 368 sick inmates seen, and 54 inmates for drug and alcohol withdrawals.

Sexual Health Clinic

- We are part of a grant with Union County Health Department to provide services for a Reproductive Health and Wellness Clinic twice a month. This clinic provides affordable reproductive healthcare for men and women ages 13 and up.






Miscellaneous

- Head checks
- Overseeing services done by the Home Health Aides do at Council on Aging
- Blood pressure checks
- TB skin tests
- Visual exams for foster child placement
- Child Passenger Safety Educational Classes
- CPR Recertification for Nurses
- Provided information at the Recovery Resources Fair, GE's Health Fair, and the PERS Retirement Meeting
- Provided Poison Prevention to 4 & 5 year olds at Bucyrus Safety Town

School Nursing

- The Nursing Division proudly provides services for six schools in our county: Buckeye Central, Bucyrus, Colonel Crawford, Crestline, Crestline St. Joes and Wynford. We also fill in for the nurse at Fairway/Waycraft as needed.
- The nurses at the schools are always very busy seeing students for: accidents, illnesses, head lice checks, blood sugar checks and insulin administration, administration of medications, vision and hearing screenings, phone calls to parents and Doctors, reviewing records, blood pressures, mandated reporting in abuse cases, referrals and whatever else may happen during school hours.
- Below is a summary of the services provided by our nurses at each of the five public schools we served for the 2016-2017 school year.

2016-2017 School Nursing Summary of Services

Nurse Activity	Buckeye Central 	Bucyrus 	Colonel Crawford 	Crestline 	Wynford 	Totals for 2016-2017
Approximate # Students	700	1,400	900	690	1,100	4,790
Student Illness	1,341	4,082	780	881	893	7,977
Student Injury	172	609	679	346	349	2,155
Immunization Review	482	1,022	479	519	955	3,457
Diabetics Checked	19	599	691	1,213	637	3,159
Students getting Meds	1,199	1,129	390	1,497	1,498	5,713
Phone calls to Parents	1,003	1,298	343	320	489	3,453
Letters sent	762	679	509	454	1,109	3,513
Referred to Doctor/ ER	157	207	52	96	58	570
Vision Screenings	345	500	388	418	468	2,119
Hearing Screenings	334	503	380	227	347	1,988
Head Lice Checks	43	182	750	146	501	1,622
IEP	17	16	11	49	22	115
School Staff seen	45	81	54	122	86	388

WIC DIVISION (FEDERAL FY 2017 – OCTOBER-SEPTEMBER)

Show Rates for April, May, and June

Appointment Type	Scheduled	Scheduled who showed	Show Rate	Walk –ins seen	Total # Seen	Show Rate including Walk- ins
Certification	207	174	84%	18	192	93%
Recertification	658	453	69%	10	463	70%
Total	865	627	72%	28	655	76%

Nutrition Ed. Show Rate

Mid-cert appointment type	Scheduled	Scheduled who showed	Show Rate	Walk –ins seen	Total # Seen	Show Rate including Walk-ins
High Risk	79	68	86%	1	69	87%
Group, Module	576	517	90%	25	542	94%
Total	655	585	89%	26	611	93%

WIC 3rd Quarter for FY17

- For FY17 our Grant that we were awarded is for \$299,552. The Grant is from 10/01/2016-09/30/2017. At the end of the 3rd Quarter we have spent approximately 67% of the Grant.
- I have attended Crawford Community Council, Crawford Childhood Initiative, Family and Children First, Prenatal Outcomes, Dream Child Conference, Monthly Board meetings, Directors meeting, NW District Director meeting. Help Me Grow staff have been hanging out at our clinics to try and recruit more kids for their program.
- What is going on at WIC; we continue to educate participants on Nutrition and Breastfeeding, along with being a referral program to the many different agencies in the community. We continue to work with the Health Department to make sure our participants are up to date on all of the immunizations that they need and lead screenings. We work with Help Me Grow by referring many of our new pregnant moms to their program for the guidance they may need as a new parent, or a parent of many, or referrals to agencies that may help them in their journey as a parent.
- We had our Management Evaluation May 23-25. This is our state evaluation that is done every 2 years. We did great, we had 3 Corrective Actions that were minor and will be easy to evaluate and correct.

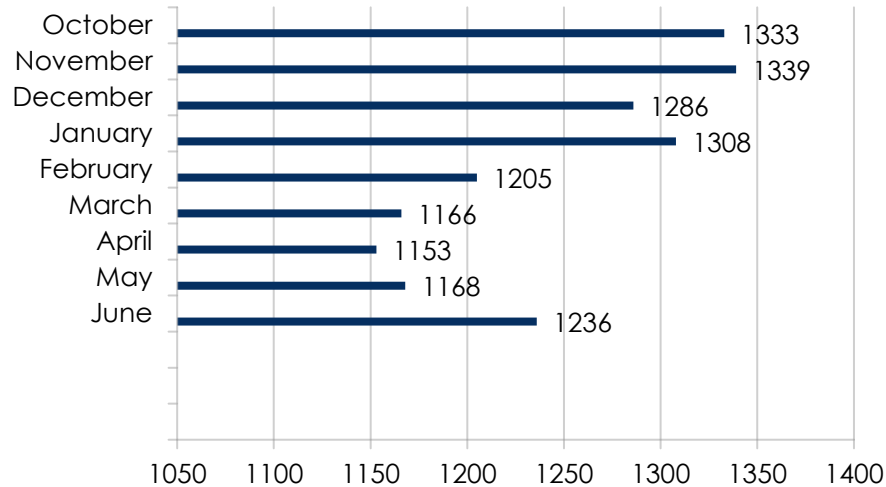
Vendor Redemption Report for April 1, 2017- June 30, 2017. We have 5 stores in the Crawford County area that are registered Vendors with the State WIC program.

Redeem Month	Transactions	Amount Redeemed	Amount Paid
April	1838	\$45,003.70	\$43,301.53
May	1918	\$48,635.57	\$46,435.49
June	1880	\$47,623.09	\$45,884.46
Totals	5636	\$141,262.36	\$135,621.48

Below are Participants we served the last 3 months broke down into pregnant women, breastfeeding women, post-partum women, infants and children, which is total number of Crawford County residents served this quarter.

	Pregnant Women	Breastfeeding women	Post-Partum Women	Infant	Child	Total
April	112	47	102	263	629	1153
May	118	48	105	277	620	1168
June	115	55	119	284	663	1236
Totals	345	150	326	824	1912	3557

Case Load
FY 17 - 1406



Who is Eligible for WIC?

Who is eligible: Women who are pregnant, breastfeeding or have a baby less than 6 months old, and infants and children up to age 5. **To qualify for services you must:** live in Ohio, meet WIC income guidelines, have certain nutritional or health risks.

This institution is an equal opportunity provider and employer.

SECOND QUARTER FISCAL REPORT FOR ALL PUBLIC HEALTH FUNDS

Please note that grant funds and environmental health funds are required to be tracked separately. Monies from those programs are to be utilized only for the purposes of those programs.

District Health (E064)					
Revenue	Projected	April	May	Jun	TTL Rec.
State Subsidy	6,277.00		6,245.38	-	6,245.38
Bucyrus Subsidy	226,178.04		-	-	113,089.02
Subdivision Settlement	127,271.79		-	-	63,635.90
MAC Revenue	25,000.00		-	6,200.03	14,077.58
Vital Statistics	50,000.00	4,212.00	7,207.99	4,116.00	31,330.99
MOHO Park Inspection Fees	4,200.00		-	4,950.00	4,950.00
Advance (Cash from IAP Grant)	-	70,000.00	-	-	70,000.00
Other Revenue	5,000.00	5.00	-	-	215.93
Total	443,926.83	74,217.00	13,453.37	15,266.03	303,544.80
Expenses	Projected	April	May	Jun	
Salaries/Fringe	357,665.45	18,456.95	17,727.39	29,495.08	128,329.56
State Remittance	40,879.96	8,432.58	50.00	50.00	15,028.57
Transfer Out-Reserve Balance	22,558.86	431.53	20,000.00	-	20,431.53
Transfer Out-Support Grants		-	60,000.00	10,000.00	
Supplies	10,353.40	13.97	342.98	435.95	1,788.42
Equipment	10,660.00	-	987.54	5,849.92	10,851.34
Contract Services	71,013.62	3,713.00	9,207.65	3,015.44	28,903.15
Travel and Expense	5,030.97	116.48	309.66	393.33	931.94
Contingency Account	20,000.00	-	-	-	-
Accreditation Expense	5,000.00	-	-	-	-
Advertising and Printing	750.00		-	-	-
Other Expense	8,000.00	195.00	375.00	107.00	1,469.25
MOHO Salaries/Fringe	3,066.93	90.41	1,470.35	514.20	2,119.85
MOHO Contract Services	470.91	41.26	40.29	42.10	215.74
MOHO Travel And Expenses	150.00	-	141.44	-	141.44
MOHO Supplies/Other Expenses	100.00	-	-	0.50	5.29
MOHO Equipment	60.00	-	-	-	
MOHO Transfer-Reserve Balance	22.28	0.26	-	-	
Total	555,782.38	31,491.44	110,652.30	49,903.52	300,216.34
Total Revenue-Expenses	(111,855.55)	42,725.56	(97,198.93)	(34,637.49)	3,328.46

Reserve Balance Fund (B0)	Projected	April	May	Jun	TTL Rec.
Revenue	11,387.48	2,373.46	0.00	0.00	2,373.46
Expenses	11,387.43	0.00	0.00	0.00	0.00
Total Revenue-Expenses	0.05	2,373.46	0.00	0.00	2,373.46
Nursing Fund (E064)	Projected	April	May	Jun	TTL Rec.
Revenue	603,625.00	47,475.94	39,418.98	50,717.24	275,694.80
Expenses	635,444.33	49,774.84	38,250.12	43,751.43	262,536.45
Total Revenue-Expenses	(31,819.33)	(2,298.90)	1,168.86	6,965.81	13,158.35
Food Service Fund (E064)	Projected	April	May	Jun	TTL Rec.
Revenue	62,800.00	1,723.07	1,070.97	1,590.07	63,740.07
Expenses	79,979.35	9,102.19	3,523.46	4,711.06	34,320.32
Total Revenue-Expenses	(17,179.35)	(7,379.12)	(2,452.49)	(3,120.99)	29,419.75
Water System Fund (E064)	Projected	April	May	Jun	TTL Rec.
Revenue	15,190.00	970.97	3,387.47	3,012.39	12,986.81
Expenses	18,635.07	2,103.36	1,101.72	1,145.23	8,919.14
Total Revenue-Expenses	(3,445.07)	(1,132.39)	2,285.75	1,867.16	4,067.67
C&DD Fund (B028)	Projected	April	May	Jun	TTL Rec.
Revenue	50,000.00	2,996.03	3,442.85	4,720.77	20,436.16
Expenses	57,214.26	2,771.85	3,258.84	5,709.00	19,983.98
Total Revenue-Expenses	(7,214.26)	224.18	184.01	(988.23)	452.18
Solid Waste Fund (E068)	Projected	April	May	Jun	TTL Rec.
Revenue	66,000.00	0.00	0.00	0.00	65,900.00
Expenses	66,868.08	909.99	499.10	572.73	60,504.75
Total Revenue-Expenses	(868.08)	(909.99)	(499.10)	(572.73)	5,395.25
RV Park (EE069)	Projected	April	May	Jun	TTL Rec.
Revenue	3,578.00	3,122.18	382.32	0.00	3,504.50
Expenses	4,125.22	112.99	410.11	460.78	1,066.30
Total Revenue-Expenses	(547.22)	3,009.19	(27.79)	(460.78)	2,438.20

Swimming Pool Fund (E06)	Projected	April	May	Jun	TTL Rec.
Revenue	4,200.00	4,210.36	0.00	0.00	4,210.36
Expenses	4,973.67	324.45	300.39	642.82	1,741.73
Total Revenue-Expenses	(773.67)	3,885.91	(300.39)	(642.82)	2,468.63
Sewage Fund (E066)	Projected	April	May	Jun	TTL Rec.
Revenue	18,400.00	446.94	1,203.27	1,830.83	8,597.31
Expenses	22,292.36	1,023.41	709.20	1,117.13	7,933.62
Total Revenue-Expenses	(3,892.36)	(576.47)	494.07	713.70	663.69
MIECHV Grant (T143)	Projected	April	May	Jun	TTL Rec.
Revenue	139,000.00	25,570.58	0.00	0.00	49,307.90
Expenses	127,838.00	8,199.05	6,656.21	3,947.13	46,281.12
Total Revenue-Expenses	11,162.00	17,371.53	(6,656.21)	(3,947.13)	3,026.78
PHEP Grant (T152)	Projected	April	May	Jun	TTL Rec.
Revenue	108,214.73	24,139.94	40,000.00	0.00	78,902.14
Expenses	94,452.21	24,353.18	9,860.10	15,444.02	64,027.74
Total Revenue-Expenses	13,762.52	(213.24)	30,139.90	(15,444.02)	14,874.40
IAP Grant (T153)	Projected	April	May	Jun	TTL Rec.
Revenue	0.00	0.00	0.00	0.00	0.00
Expenses	4,081.53	0.00	0.00	0.00	(40.87)
Total Revenue-Expenses	(4,081.53)	0.00	0.00	0.00	40.87
Help Me Grow (T164)	Projected	April	May	Jun	TTL Rec.
Revenue	346,000.00	40,164.99	22,137.00	11,203.01	148,583.87
Expenses	432,622.95	26,679.52	36,786.22	45,544.45	183,610.56
Total Revenue-Expenses	(86,622.95)	13,485.47	(14,649.22)	(34,341.44)	(35,026.69)
WIC (T075)	Projected	April	May	Jun	TTL Rec.
Revenue	325,180.80	63,248.18	41,049.18	32,027.78	204,337.36
Expenses	298,210.97	72,397.32	22,027.78	29,256.69	188,985.22
Total Revenue-Expenses	26,969.83	(9,149.14)	19,021.40	2,771.09	15,352.14

<u>Ebola (T157)</u>	Projected	April	May	Jun	TTL Rec.
Revenue	2,701.73	474.03	0.00	0.00	493.69
Expenses	2,682.07	378.03	199.51	143.87	1,195.44
Total Revenue-Expenses	19.66	96.00	(199.51)	(143.87)	(701.75)
<u>CHIP Grant (T125)</u>		April	May	Jun	TTL Rec.
Revenue	5,250.00	0.00	0.00	750.00	1,500.00
Expenses	12,932.66	822.68	1,428.85	427.64	9,564.56
Total Revenue-Expenses	(7,682.66)	(822.68)	(1,428.85)	322.36	(8,064.56)
<u>HSTS Grant (TT086)</u>		April	May	Jun	TTL Rec.
Revenue	110,000.00	11,390.00	1,798.50	2,096.25	18,234.00
Expenses	110,000.00	0.00	13,400.00	0.00	13,400.00
Total Revenue-Expenses	0.00	11,390.00	(11,601.50)	2,096.25	4,834.00
<u>HSTS Grant (TT090)</u>		April	May	Jun	TTL Rec.
Revenue	150,000.00	0.00	1,000.00	1,000.00	2,000.00
Expenses	150,000.00	0.00	0.00	0.00	0.00
Total Revenue-Expenses	0.00	0.00	1,000.00	1,000.00	2,000.00
<u>OVERALL</u>		April	May	Jun	TTL Rec.
ALL REVENUE	2,465,454.57	302,523.67	168,343.91	124,214.37	1,264,347.23
ALL EXPENSES	2,689,522.54	230,444.30	249,063.91	202,777.50	1,204,246.40
Total Revenue-Expenses	(224,067.97)	72,079.37	(80,720.00)	(78,563.13)	60,100.83

CALENDAR OF EVENTS:

August 1 – Late Immunization Clinic
August 2 – Bucyrus HS Immunization Clinic
August 3 – Late Immunization Clinic; Annual WIC Baby Shower @ Galion Avita
August 8 – Crestline School Immunization Clinic & Late Immunization Clinic
August 9 – Wynford Immunization Clinic
August 10 – Late Immunization Clinic
August 15 – Colonel Crawford Immunization Clinic & Late Immunization Clinic
August 16 – Buckeye Central Immunization Clinic
August 16 – 4:30pm Board of Health Meeting (1520 Isaac Beal Rd., Bucyrus)
August 17 – Late Immunization Clinic
August 24 – Immunization Clinic
August 31 – Immunization Clinic
September 4 – Offices Closed in Observance of Labor Day Holiday
September 7 – Immunization Clinic
September 14 – Late Immunization Clinic
September 20 – 4:30p Board of Health Meeting (1520 Isaac Beal Rd., Bucyrus)
September 21 – Late Immunization Clinic
September 28 – Immunization Clinic
October 5 – Immunization Clinic
October 9 – Offices Closed in Observance of Columbus Day Holiday
October 12 – Late Immunization Clinic
October 18 – 4:30pm Board of Health Meeting (1520 Isaac Beal Rd., Bucyrus)
October 19 – Late Immunization Clinic
October 26 – Immunization Clinic

Nursing Division Clinics: Every Thursday – please call to schedule. All other days available by appointment.

Reproductive Health Clinics: Every 1st & 3rd Mondays – please call to schedule.

WIC Clinics:

Bucyrus - 2nd, 3rd & 4th Tuesdays - 8:00am – 5:00pm, 1st, 3rd & 4th Thursdays - 8:00am – 5:00pm,
2nd Thursday - 9:30am – 6:30pm and 2nd Friday - 8:00am – 5:00pm

Galion - 1st Tuesday 9:30am – 6:30pm, Wednesdays 8:00am – 5:00pm and 1st, 3rd & 4th Friday 8:00am – 5:00pm

Crestline - 1st Monday 8:00am – 5:00pm and 3rd Monday 9:30am – 6:30pm

CONTACT US:

Nursing Division: (419)562-5871 ext. 1209

Environmental Health:
(419)562-5871 ext. 1203

Vital Statistics: (419)562-5871 ext. 1201

WIC Bucyrus: (419)562-5859

WIC Galion: (419)462-1197

WIC Crestline: (419)683-2921

Help Me Grow: (419)562-4667 option 6

Emergency Preparedness:
(419)562-5871 ext. 1207

Administrator: (419)562-5871 ext. 1213

Website:
www.crawfordhealth.org

