



# CRAWFORD COUNTY PUBLIC HEALTH

PREVENT • PROMOTE • PROTECT

April 2019

## 2019 1<sup>st</sup> Quarter Report (January through March)

### ANNUAL DAC MEETING HELD

The Annual DAC (District Advisory Council) meeting was held on March 5<sup>th</sup>, 9:00am, here at the Crawford County Public Health (CCPH) Conference Room.

#### DAC Members present included:

J.D. Hord & Craig Miller (Bucyrus Twp.)  
Tim Hammam (Cranberry Twp.)  
Milt Underwood (Dallas Twp.)  
Regis Jones (Holmes Twp.)  
Lonny Parrella (Jackson Twp.)  
Matt Weber & Rich Eichhorn (Jefferson Twp.)  
Doug Cramer & Mark Schimpf (Liberty Twp.)  
David Weisenauer (Lykens Twp.)  
Glenn Cheesman (Polk Twp.)

Phil Feik (Sandusky Twp.)  
Robert Brause (Texas Twp.)  
Ted Muntis (Vernon Twp.)  
Jeff Reser, Mayor (Bucyrus City)  
Joy Miley, Mayor (Crestline Village)  
Ben Lash, Mayor (New Washington Village)  
Ron Brown, Mayor (Tiro Village)  
Doug Weisenauer, Tim Ley & Mo Ressallat  
(County Commissioners).

Also present at the meeting were: Dean Sipe (Board of Health member), Zach Wolfe (Board of Health member), Dan Wirebaugh (Board of Health member), Cindy Edwards (Crawford County Treasurer), Joan Wolfe (Crawford County Auditor), Sheriff Scott Kent, Matt Crall (County Prosecutor), Kirk Williamson (Crawford County EMA Director), Jette Cander (Crawford County EMA Assistant Director), Terry Spiegel (Bucyrus City resident), Bev Brause and Susan Groves (both representing IUE Local 704). CCPH staff included Kate Siefert (Health Commissioner), Christy Holman (HMG Home Visitor), Steve Jozwiak (Director of Environmental Health), Blythe Buurma (Registered Sanitarian & Emergency Preparedness Coordinator), Jenny Klein (Accreditation Coordinator), Kathy Bushey (Director of WIC), and Krista Whitmeyer (Director of Administrative Services).

Dr. Stephen Novack,  
newly elected Board  
member

The DAC members voted to keep Milt Underwood as Chairman and voted in Phil Feik to remain as secretary. Two Board of Health seats expired March 2019 and the DAC voted to re-elect Dean Sipe to the Board after he indicated he was willing to serve another 5-year term. The vacancy left by Dr. Amanda Kovolyan was filled by Dr. Stephen

Novack. The DAC also voted in Charma Schifer, Bucyrus City Schools, to the Crawford County Public Health Licensing Council to represent the Food Service Program.

The Board of Health recognized IUE Local 704 (General Electric Union employees) as the 2018 Donor of the Year for their donations to the Help Me Grow program. Sheriff Scott Kent was awarded the 2018 Partner of the Year award for his efforts to distribute 1,260 units of Narcan to area law enforcement agencies.



IUE Local 704  
2018 Donor of the Year

Crawford County Public Health Staff members highlighted some of the history of public health since this is the 100 year anniversary of the establishment of local health departments. The 2018 Annual Report and the Crawford County Public Health Strategic Plan (including the mission & vision statements, goals, and objectives) were also reviewed.

Registered Sanitarian Blythe Buurma provided an informational presentation on the newly established Operation & Maintenance (O&M) Program and how it will affect local homeowners that utilize a private septic system.



Sheriff Scott Kent  
2018 Partner of the Year

Crawford County Prosecutor Matt Crall ended the meeting with a discussion on public health nuisances vs. public nuisances, Ohio Revised Code regulations and enforcement procedures for both Boards of Health and Townships, and provided handouts for further review.



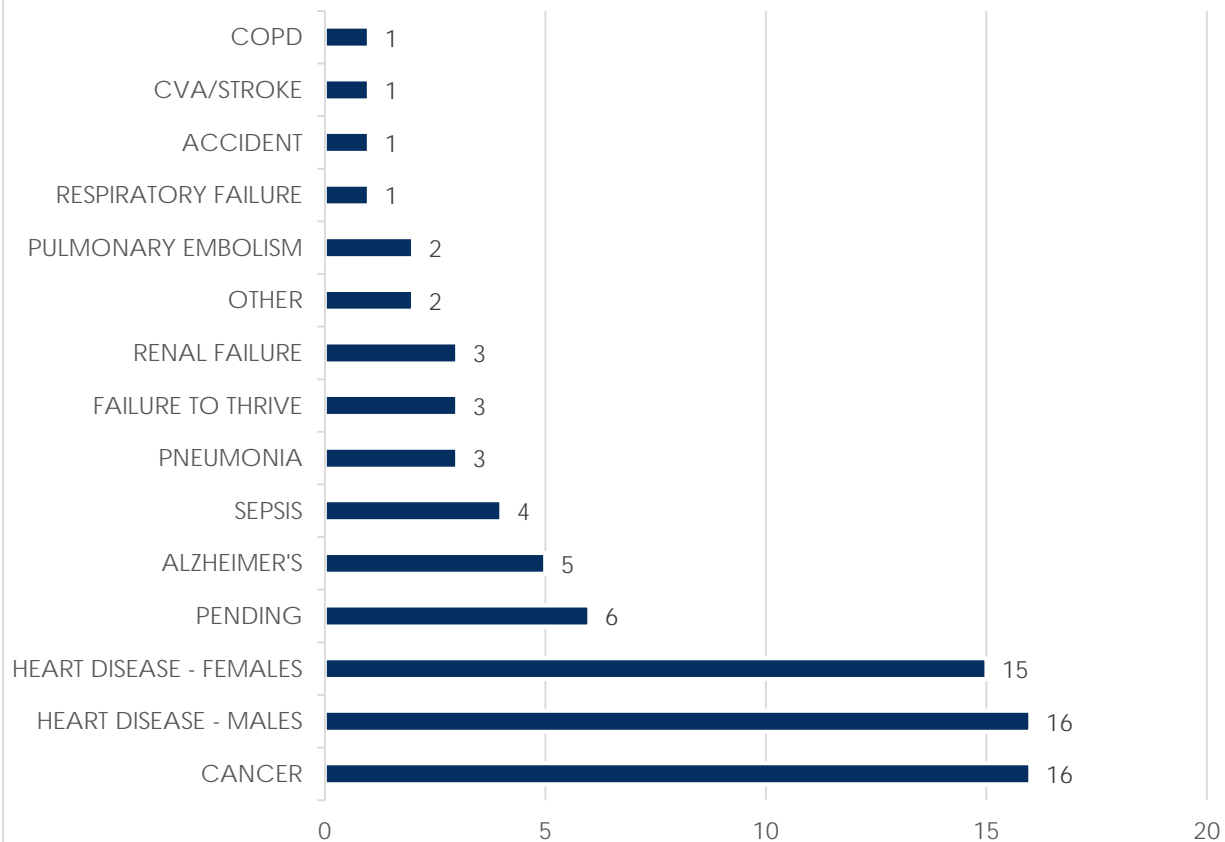
Matt Crall, Crawford County Prosecutor, leading the discussion on public nuisances.

## VITAL STATISTICS

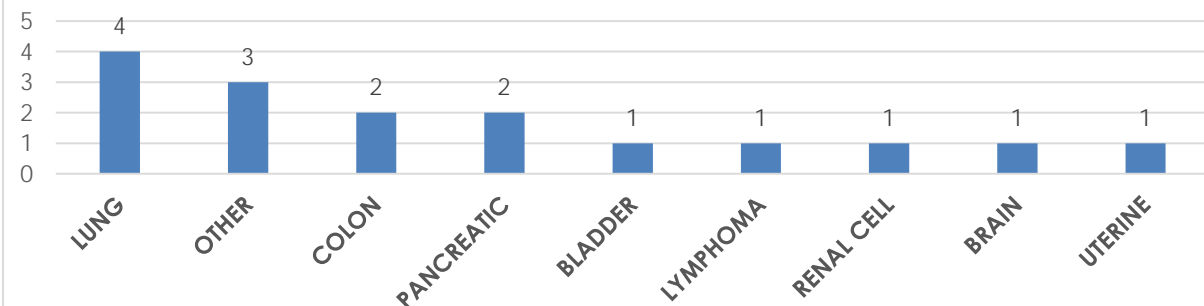
From January 1 – March 31, 2019 our vital statistics Registrar has reported the following:

	Jan.	Feb.	March	YTD Total
Deaths within our Jurisdiction	28	23	28	79
Burial Permits Issued	22	20	12	54
Births within our Jurisdiction	0	0	0	0
Death Certificates requested	98	84	102	284
Birth Certificates requested	106	109	130	345

### 2019 Causes of Death (January through March)



### 2019 Cancer Deaths (January - March)



## ENVIRONMENTAL HEALTH DIVISION REPORT:

We are awaiting the finalization of the 2019 Ohio EPA grant to repair and/or replace failing household sewage treatment systems countywide with an emphasis on the Villages of Chatfield, North Robinson and Tiro. Grant monies in the amount of \$150,000 will be used for this project.

The 2018 grant cycle continues with \$200,000 to spend. Cindy Brookes, our grant administrator, provides updates on the grant spending and administrative processes.

Environmental Health Inspections By Political Subdivision January 1, 2019 to March 31, 2019						
PROGRAM						
POLITICAL SUBDIVISION		Food	Sewage	Water	School	Solid Waste
	Auburn		2			
	Bucyrus Twp.	2		1	1	
	Chatfield Twp.					1
	Cranberry		1	1		
	Dallas					
	Holmes		2	3		1
	Jackson		1			
	Jefferson					
	Liberty		2	1		
	Lykens	1		2		
	Polk	1	2			2
	Sandusky					
	Texas	1				
	Tod		3	1		
	Vernon			1		
	Whetstone	1	2	1		3
	Bucyrus City	58			4	
	Chatfield Village	1				3
	Crestline	11			2	
	New Washington	6			1	
	North Robinson	1				
	Tiro					

In final review of the violation statistics for licensed food operations within our jurisdiction, the EH Division determined the winners for the 2018 Food Safety Award. Eligibility for this award is only open to Class 3 and Class 4 food operations who meet the following criteria:

- (1) 0 Critical Violations during the 2018 inspection year.
- (2) 3 or fewer Standard Violations during the 2018 inspection year.

During our review it was determined that there were 32 winners of the food award, which is a two tier award system. Those facilities having 0 critical and 0 non-critical violations will receive a Superior Award. Those facilities having 0 critical and 3 or fewer non-critical violations will receive an Excellent Award. Following are the award winners by category.

Congratulations to all of our award winners!



The graphic features a background image of a kitchen counter with various food items and a grater. In the top left corner, there are four icons: a cross, an apple, two people, and a leaf, followed by the text "CRAWFORD COUNTY PUBLIC HEALTH" and "PREVENT • PROMOTE • PROTECT". To the right of these icons is the title "2018 FOOD SAFETY AWARDS". Below the title, there are two columns of award winners. The left column is titled "Superior Awards (No violations at all)" and lists 18 winners. The right column is titled "Excellent Awards (No critical violations and 3 or fewer non-critical violations)" and lists 14 winners.

## 2018 FOOD SAFETY AWARDS

### Superior Awards (No violations at all)

- Altercare
- Buckeye Central Schools
- Bucyrus High School
- Bucyrus Hospital
- Bucyrus Little League #2
- Carlisle Place
- Crawford County Council on Aging
- Crestline Child Care
- Crestline Nursing Center
- Daily Scoop
- Domino's (Crestline)
- Frank's Treat Time
- Holiday Inn Express
- Little Athens
- Taco Bell
- Trillium Event Center
- Wagon Wheel Campground

### Excellent Awards (No critical violations and 3 or fewer non-critical violations)

- Aumiller Park Concession Stand
- Bucyrus Elementary
- Bucyrus Little League #1
- Carle's
- Carolyn's Kitchen
- Cooper's Mill
- Crestline High School
- Dairy Crest
- Katering Kountry Style
- Pelican Coffee House
- Subway (Bucyrus)
- Tim Hortons
- Walmart
- Wynford Elementary
- Wynford High School





Statistics indicate that more than 3,000 babies die suddenly and expectantly every year with black babies dying twice the rate of white babies. Even more tragic is that sleep related deaths, although preventable, are not declining. According to the CDC's annual report, Ohio is the eleventh highest state of babies dying before their first birthday.

Our program has been committed to educating our community of **the ABC's of safe sleep** for a number of years. In case you forgot, let me remind you so you can help us spread the word too: **Alone. Back. Crib. Every Baby, Every Sleep.** To further our messaging, we received a **Cribs for Kids** grant that distributes free pack and plays along with safe sleep messaging to families in Crawford County that do not have a safe place for their child to sleep. Since December, we have distributed 42 of our allotted 75 crib kits. We are grateful for Home Visitor Mary Lear for taking the lead in this project.

April showers bring  
May flowers...  
If you need a safe place  
for your baby to sleep,  
let us bring you...  
a Pack-N-Play!

CALL (419)562-4667  
FOR MORE INFORMATION  
ON HOW WE CAN HELP.

The bottom of the graphic features four logos: the "Help me grow" logo, the "Crawford County Public Health" logo with a cross and apple icon, the "Healthy Families America" logo with a flower icon, and the "Cribs for Kids" logo with a crib icon.

Our division began some new activities with our families this quarter. Beginning in the 3<sup>rd</sup> trimester of pregnancy we encourage our Help Me Grow moms to sign up for the FREE **Count the Kicks** app which tracks baby's movements. Through the app expectant moms count their baby's kick at the same time every day to see how long it takes to get 10 movements. After just a few days, they learn their babies pattern. If they notice a change in how long it takes to get 10 kicks they are to call their medical provider right away.

Meet some babies from the Count the kicks website who were saved through the program:



Did your mom, dad or grandma read you Mother Goose rhymes? If they did, great for them!! We have implemented a Mother Goose Rhyme of the month. We are encouraging families to do a nursery rhyme with their child during a daily activity (bed time, lunch time, diaper change, they pick it). Why? Because research shows children who have memorized nursery rhymes become better readers by developing an early sensitivity to the sounds of words. Our Home Visitors are currently recording data for Lisa Cook, Literacy Coach through MOESC's Striving Readers grant.

Staff have also received training this quarter on gender identity, human trafficking and "Responding to the Needs of Addicted Pregnant Women: Addiction & Treatment. We wish we could say that these issues don't apply to our rural area, yet we know they do. Thirteen people die every day in Ohio due to Opioids (2017 CDC data). Ohio is second only to West Virginia in the amount of overdose deaths per year. Fortunately, we are gradually seeing more treatment options available in our community but it is not enough.

All local drug exposed infants are screened in our HMG Early Intervention Program and referrals are on the rise. Often times these babies are born several weeks premature. Prematurity remains the number one reason for infant deaths. We remain steadfast in our effort to saving babies, saving families!

## NURSING DIVISION - 1<sup>ST</sup> QUARTER HIGHLIGHTS

### Immunization Program

- A total of 266 clients were seen and 635 vaccines were given in the 1st three months of 2019.

### Communicable Disease Investigation

- The law requires specific diseases to be reported to local health departments in an effort to control the incidence and spread of communicable disease.
- The Nursing Department investigated the following number of communicable disease cases during the 1<sup>st</sup> quarter of the year: 40 Hepatitis C, 4 Hepatitis B, 23 Chlamydia and 11 miscellaneous diseases.
- This quarter we tested 11 clients for STD's, 3 tests for Hepatitis C, 9 tests Chlamydia and Gonorrhea, and 4 test for HIV. We provided treatment for 5 clients that were positive for STD's.

### CMH (Children with Medical Handicaps)

The Children with Medical Handicaps Program (CMH) is a health care program in the Ohio Department of Health (ODH). CMH links families of children with special health care needs to a network of quality providers and helps families obtain payment for the services their children need. CMH receives funding for services from the federal Maternal and Child Health Block Grant, state general revenue funds, county tax funds, third-party reimbursements and donations.

- We currently have 132 children we assist with this program.

### Jail Nursing

- Nurses worked 470 hours at the Crawford County Justice Center during the 1<sup>st</sup> quarter.
- January - March Statistics:
  - 390 inmates booked in
  - 245 physicals completed
  - 433 sick inmates seen
  - 71 inmates seen for drug and alcohol withdrawals.

Nursing Division January 1 -March 31, 2018	
	# Vaccines
Auburn Twp.	11
Bucyrus Twp.	6
Chatfield Twp.	11
Cranberry Twp.	17
Dallas Twp.	15
Holmes Twp.	21
Liberty Twp.	34
Lykens Twp.	14
Jackson Twp.	1
Jefferson Twp.	14
Polk Twp.	1
Sandusky Twp.	2
Texas Twp.	7
Tod Twp.	10
Vernon Twp.	10
Whetstone Twp.	19
Bucyrus City	335
Chatfield Village	4
Crestline Village	23
Galion City	13
New Washington	7
North Robinson	2
Tiro Village	2
Out of County	53
Unknown	3
<b>Totals</b>	<b>635</b>



## School Nursing

- Our public health nurses provide services for six schools in our county: Buckeye Central, Bucyrus, Colonel Crawford, Crestline, Crestline St. Joe's, and Wynford. We also fill in, as needed, for the nurse at Fairway/Waycraft.
- The nurses have been very busy seeing students for illnesses, injuries, screenings, or health conditions.

This quarter the nurses have worked 1,657.75 hours in the schools.

- 506 students seen for accidents/injuries
- 2,737 students seen for illnesses
- 247 head lice checks
- 945 incidents of diabetic monitoring and insulin administration
- 2,376 students seen for medication administration
- 1,180 phone calls to home
- 339 students seen for vision and hearing screenings.

## Miscellaneous

- Head checks
- Overseeing services of aides at Council on Aging
- Blood pressure checks
- TB skin tests
- Visual exams for foster child placement
- Lead poisoning screenings and follow up
- Child Passenger Safety Educational Classes



## WIC DIVISION (FEDERAL FY 2019)

Show Rates for January, February, and March

Appointment Type	Scheduled	Scheduled who showed	Show Rate	Walk -ins	Total # Seen	Show Rate including Walk- ins
Certification	177	147	83%	13	160	90%
Recertification	573	431	75%	16	447	78%
Total	750	578	77%	29	607	81%

### Nutrition Ed. Show Rate

Mid-cert appointment type	Scheduled	Scheduled who showed	Show Rate	Walk -ins seen	Total # Seen	Show Rate including Walk-ins
High Risk	46	41	89%	4	45	98%
Individual (Not High Risk)	36	33	92%	4	37	103%
Group, Module	488	434	89%	37	471	97%
Total	570	508	89%	45	553	97%

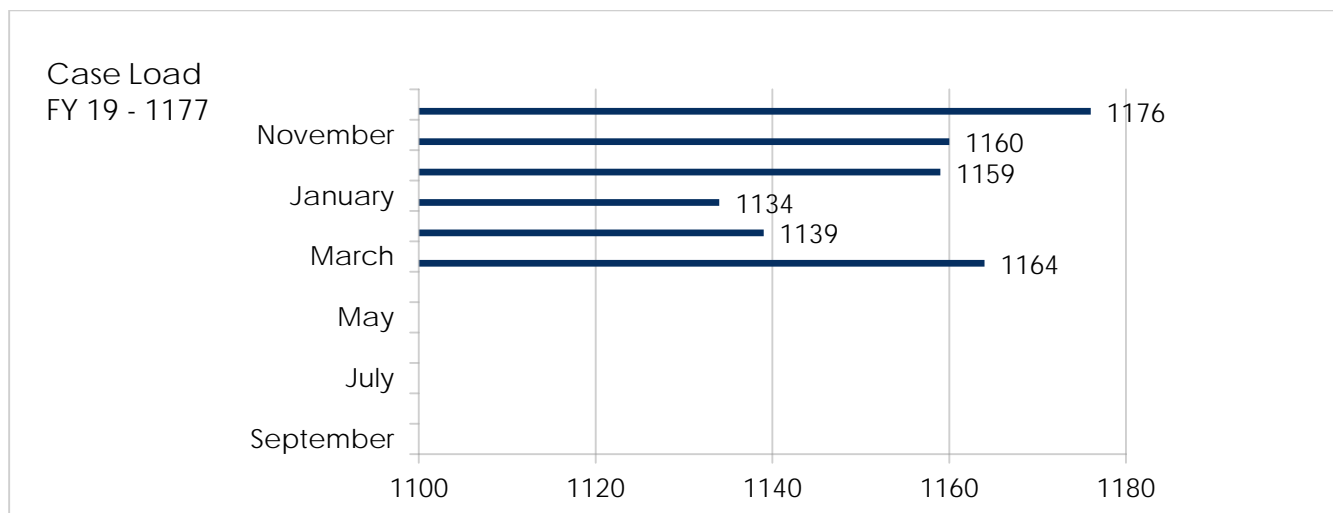
### This is my 2<sup>st</sup> Quarter for FY19

- At the end of this Quarter we have spent approximately 42% of the Grant. Our total grant this year is \$322,718 (\$6,768 will be for new computes for our new WIC system).
- We have attended Crawford Community Council, Family and Children First, Monthly Board meetings, SMILE (Supporting Mother Infant Lactation Education) meeting at Avita hospital, Domain meetings, DAC and Human Trafficking.
- What is going on at WIC; we continue to educate participants on Nutrition and Breastfeeding, along with being a referral program to the many different agencies in the community. We continue to work with the Health Department to make sure our participants are up to date on all of the immunizations that they need and lead screenings. We work with Help Me Grow by referring many of our new pregnant moms to their program for the guidance they may need as a new parent, or a parent of many, or referrals to agencies that may help them in their journey as a parent, we also have a Sprouts (Breastfeeding Support and Learning Group) that we are a part of in Bucyrus and Galion. Holly has done several bulletin boards promoting nutrition and breastfeeding.
- Breastfeeding Initiation Rates:** January = 63%, February = 62%, March = 62% (average= 62%)
- Vendor Redemption Report -** We have 4 stores in Crawford County that are Vendors with the State WIC program (Krogers, Wal-Mart, Drug Mart & Save-A-Lot).

Month Redeemed	Transactions	Amount Redeemed	Amount Paid
January	1,706	\$49,155.19	\$48,318.05
February	1,477	\$45,624.71	\$45,269.81
March	1,530	\$44,038.21	\$43,734.82
Totals	4,713	\$138,818.11	\$137,322.68

Below are Participants we served the last 3 months (pregnant women, breastfeeding women, post-partum women, infants and children) and the total number of **Crawford County** residents served this quarter.

	Pregnant Women	Breastfeeding women	Post-Partum Women	Infant	Child	Total
January	89	53	100	284	608	1,134
February	75	61	104	264	605	1,139
March	84	62	112	304	602	1,164
3 month total	248	176	316	882	1,815	3,437



### Who is Eligible for WIC?

**Who is eligible:** Women who are pregnant, breastfeeding or have a baby less than 6 months old, and infants and children up to age 5. **To qualify for services you must:** live in Ohio, meet WIC income guidelines, have certain nutritional or health risks.

This institution is an equal opportunity provider and employer.

At the end of February, we all wished Monica Neidermeier a Happy Retirement after 30 years of service. Here she is surrounded by her fellow WIC co-workers.





# FREE NALOXONE & TRAINING

**EVERY 2ND WEDNESDAY @ 2:00 PM  
CRAWFORD COUNTY PUBLIC HEALTH**

**1520 Isaac Beal Rd., Bucyrus, OH 44820**

**Are you worried about a family member or friend taking opiates? Join us for a training on how and when to give Naloxone and receive a free Naloxone kit to carry with you.**

**For more information, contact  
Crawford-Marion ADAMH at (419)562-7288 or  
Crawford County Public Health at (419)562-5871**





## FIRST QUARTER 2019 (JAN-MARCH) FISCAL REPORT FOR ALL PUBLIC HEALTH FUNDS

Please note that grant funds and environmental health funds are required to be tracked separately. Monies from those programs are to be utilized only for the purposes of those programs.

<b>District Health (E064)</b>					
<b>Revenue</b>	<b>Projected</b>	<b>Jan</b>	<b>Feb</b>	<b>Mar</b>	
State Subsidy	6,277.00	-	-	-	-
Bucyrus Subsidy	226,178.04	-	-	113,089.02	113,089.02
Subdivision Settlement	163,000.00	-	-	81,500.00	81,500.00
Non-Revenue Reimbursement	-	-	8.24	-	8.24
MAC Revenue	25,000.00	-	-	7,627.13	7,627.13
Vital Statistics	53,500.00	5,360.00	4,810.00	5,658.00	15,828.00
MOHO Park Inspection Fees	2,525.00	-	-	-	-
Advance (Cash from Grants)	-	-			-
Pest Prevention Revenue	-	-			-
Other Revenue	5,000.00	214.24	500.00	500.00	1,214.24
<b>Total</b>	<b>481,480.04</b>	<b>5,574.24</b>	<b>5,318.24</b>	<b>208,374.15</b>	<b>219,266.63</b>
<b>Expenses</b>	<b>Projected</b>	<b>Jan</b>	<b>Feb</b>	<b>Mar</b>	
Salaries/Fringe	384,526.68	30,017.64	26,324.10	26,603.00	82,944.74
State Remittance	41,293.34	6,293.34	55.00	50.00	6,398.34
Transfer Out-Reserve Balance	2,699.05	654.54	-	-	654.54
Transfer Out-Support Grants	-	-			-
Supplies	5,049.00	49.00	162.31	566.95	778.26
Equipment	5,950.43	950.43	-	32.99	983.42
Contract Services	51,132.41	2,879.97	3,157.02	3,159.26	9,196.25
Travel and Expense	3,873.06	73.06	84.24	213.72	371.02
Contingency Account	10,000.00	-	-	-	-
Accreditation Expense	11,237.50	237.50	-	-	237.50
Advertising and Printing	2,500.00	-	2,400.00	-	2,400.00
Other Expense	7,000.00	93.50	-	354.00	447.50
MOHO Salaries/Fringe	3,165.98	37.85	43.14	85.66	166.65
MOHO Contract Services	522.33	29.09	29.65	29.18	87.92
MOHO Travel And Expenses	150.00	-	-	-	-
MOHO Supplies/Other Expenses	50.00	-	2.69	-	2.69
MOHO Equipment	60.00	-	-	-	-
MOHO Transfer-Reserve Balance	24.12	1.36	-	-	1.36
<b>Total</b>	<b>529,233.90</b>	<b>41,317.28</b>	<b>32,258.15</b>	<b>31,094.76</b>	<b>104,670.19</b>
<b>Total Revenue-Expenses</b>	<b>(47,753.86)</b>	<b>(35,743.04)</b>	<b>(26,939.91)</b>	<b>177,279.39</b>	<b>114,596.44</b>
<b>Reserve Balance Fund (B025)</b>					
<b>Revenue</b>	<b>Projected</b>	<b>Jan</b>	<b>Feb</b>	<b>Mar</b>	<b>TTL Rec.</b>
Revenue	11,692.63	2,855.09	0.00	0.00	2,855.09
<b>Expenses</b>	<b>20,000.00</b>	<b>1,930.12</b>	<b>0.00</b>	<b>0.00</b>	<b>1,930.12</b>
<b>Total Revenue-Expenses</b>	<b>(8,307.37)</b>	<b>924.97</b>	<b>0.00</b>	<b>0.00</b>	<b>924.97</b>

<b>Nursing Fund (E064)</b>		<b>Jan</b>	<b>Feb</b>	<b>Mar</b>	<b>TTL Rec.</b>
Revenue	553,850.00	43,475.86	29,697.64	42,748.96	115,922.46
Expenses	667,518.77	37,733.76	44,309.53	47,943.00	129,986.29
Total Revenue-Expenses	(113,668.77)	5,742.10	(14,611.89)	(5,194.04)	(14,063.83)
<b>Food Service Fund (E064)</b>		<b>Jan</b>	<b>Feb</b>	<b>Mar</b>	<b>TTL Rec.</b>
Revenue	64,075.00	647.03	50,698.56	9,378.47	60,724.06
Expenses	80,976.12	4,563.29	5,465.49	5,623.87	15,652.65
Total Revenue-Expenses	(16,901.12)	(3,916.26)	45,233.07	3,754.60	45,071.41
<b>Water System Fund (E064)</b>		<b>Jan</b>	<b>Feb</b>	<b>Mar</b>	<b>TTL Rec.</b>
Revenue	17,050.00	1,641.28	2,575.84	525.14	4,742.26
Expenses	24,907.95	1,693.04	1,237.00	1,203.90	4,133.94
Total Revenue-Expenses	(7,857.95)	(51.76)	1,338.84	(678.76)	608.32
<b>C&amp;DD Fund (B028)</b>		<b>Jan</b>	<b>Feb</b>	<b>Mar</b>	<b>TTL Rec.</b>
Revenue	45,000.00	2,442.38	2,879.46	3,202.74	8,524.58
Expenses	55,554.80	3,220.45	2,189.67	2,524.43	7,934.55
Total Revenue-Expenses	(10,554.80)	(778.07)	689.79	678.31	590.03
<b>Swim Pool Fund (E065)</b>		<b>Jan</b>	<b>Feb</b>	<b>Mar</b>	<b>TTL Rec.</b>
Revenue	4,400.00	0.00	0.00	0.00	0.00
Expenses	5,328.18	139.64	65.69	88.71	294.04
Total Revenue-Expenses	(928.18)	(139.64)	(65.69)	(88.71)	(294.04)
<b>Sewage Fund (E066)</b>		<b>Jan</b>	<b>Feb</b>	<b>Mar</b>	<b>TTL Rec.</b>
Revenue	43,700.00	6,781.63	1,678.80	929.45	9,389.88
Expenses	49,139.70	2,474.50	1,422.93	1,540.03	5,437.46
Total Revenue-Expenses	(5,439.70)	4,307.13	255.87	(610.58)	3,952.42
<b>Solid Waste Fund (E068)</b>		<b>Jan</b>	<b>Feb</b>	<b>Mar</b>	<b>TTL Rec.</b>
Revenue	66,000.00	65,900.00	0.00	0.00	65,900.00
Expenses	66,523.08	57,978.12	316.07	267.13	58,561.32
Total Revenue-Expenses	(523.08)	7,921.88	(316.07)	(267.13)	7,338.68
<b>RV Park (EE069)</b>		<b>Jan</b>	<b>Feb</b>	<b>Mar</b>	<b>TTL Rec.</b>
Revenue	3,600.00	438.22	0.00	0.00	438.22
Expenses	4,411.32	137.68	82.69	68.81	289.18
Total Revenue-Expenses	(811.32)	300.54	(82.69)	(68.81)	149.04

<b>WIC (T075)</b>		Jan	Feb	Mar	TTL Rec.
Revenue	322,718.00	22,710.32	24,736.37	21,338.05	68,784.74
Expenses	328,062.15	24,736.37	21,338.05	22,968.68	69,043.10
Total Revenue-Expenses	(5,344.15)	(2,026.05)	3,398.32	(1,630.63)	(258.36)
<b>GV Grant (T078)</b>		Jan	Feb	Mar	TTL Rec.
Revenue	29,000.00	7,217.00	1,554.00	927.00	9,698.00
Expenses	22,495.04	2,231.55	1,798.17	2,947.81	6,977.53
Total Revenue-Expenses	6,504.96	4,985.45	(244.17)	(2,020.81)	2,720.47
<b>PHEP Grant (T152)</b>		Jan	Feb	Mar	TTL Rec.
Revenue	62,049.00	3,568.48	1,626.73	0.00	5,195.21
Expenses	76,915.55	4,094.97	8,271.99	4,272.61	16,639.57
Total Revenue-Expenses	(14,866.55)	(526.49)	(6,645.26)	(4,272.61)	(11,444.36)
<b>Help Me Grow (T164)</b>		Jan	Feb	Mar	TTL Rec.
Revenue	289,000.00	14,290.50	36,714.94	24,165.13	75,170.57
Expenses	438,627.69	34,565.62	26,346.07	27,670.88	88,582.57
Total Revenue-Expenses	(149,627.69)	(20,275.12)	10,368.87	(3,505.75)	(13,412.00)
<b>HSTS Grant (TT090)</b>		Jan	Feb	Mar	TTL Rec.
Revenue	0.00	0.00	2,507.18	0.00	2,507.18
Expenses	75,146.22	40,098.21	28,406.00	2,173.47	70,677.68
Total Revenue-Expenses	(75,146.22)	(40,098.21)	(25,898.82)	(2,173.47)	(68,170.50)
<b>HSTS Grant (TT092)</b>		Jan	Feb	Mar	TTL Rec.
Revenue	192,000.00	0.00	0.00	0.00	0.00
Expenses	194,200.00	0.00	0.00	0.00	0.00
Total Revenue-Expenses	(2,200.00)	0.00	0.00	0.00	0.00
<b>Cribs for Kids (TT098)</b>		Jan	Feb	Mar	TTL Rec.
Revenue	30,000.00	16,589.60	0.00	0.00	16,589.60
Expenses	28,572.72	2,003.93	2,805.62	682.60	5,492.15
Total Revenue-Expenses	1,427.28	14,585.67	(2,805.62)	(682.60)	11,097.45
<b>OVERALL</b>		Jan	Feb	Mar	TTL Rec.
ALL REVENUE	2,215,614.67	194,131.63	159,987.76	311,589.09	665,708.48
ALL EXPENSES	2,667,613.19	258,918.53	176,313.12	151,070.69	586,302.34
Total Revenue-Expenses	(451,998.52)	(64,786.90)	(16,325.36)	160,518.40	79,406.14

## CALENDAR OF EVENTS:

May 2, 2019 – Immunization Clinic

May 8, 2019 – Naloxone Training @ 2:00pm

May 9, 2019 - Late Immunization Clinic (open until 6:30pm)

May 15, 2019 – New Washington Clinic (9-11:30am)

May 15, 2019 - Board of Health meeting, 4:30pm – 1520 Isaac Beal Rd., Bucyrus, OH

May 16, 2019 - Late Immunization Clinic (open until 6:30pm)

May 17, 2018 - SPROUTS, 1:00-3:00pm (Breastfeeding Support Group)

May 23, 2019 – Immunization Clinic

May 27, 2019 – Offices closed in observance of Memorial Day

May 30, 2019 – Immunization Clinic

June 4, 2019 – Wellness Screening with Community Counseling (1-4pm)

June 6, 2019 – Immunization Clinic

June 12, 2019 – Naloxone Training @ 2:00pm

June 13, 2019 – Late Immunization Clinic (open until 6:30pm)

June 18, 2019 – Wellness Screening with Community Counseling (1-4pm)

June 19, 2019 - Board of Health meeting, 4:30pm – 1520 Isaac Beal Rd., Bucyrus, OH

June 20, 2019 – Late Immunization Clinic (open until 6:30pm)

June 21, 2019 - SPROUTS, 1:00-3:00pm (Breastfeeding Support Group)

June 27, 2019 – Immunization Clinic

July 2, 2019 – Wellness Screening with Community Counseling (1-4pm)

July 4, 2019 – Offices closed in observance of Independence Day

July 10, 2019 – Naloxone Training @ 2:00pm

July 11, 2019 – Late Immunization Clinic (open until 6:30pm)

July 14 – 20, 2019 – Crawford County Fair – visit our Booth!

July 16, 2019 – Wellness Screening with Community Counseling (1-4pm)

July 18, 2019 – Late Immunization Clinic (open until 6:30pm)

July 19, 2019 – SPROUTS, 1:00-3:00pm (Breastfeeding Support Group)

July 25, 2018 – Immunization Clinic

**Nursing Division Clinics:** Every Thursday, please call to schedule. Other days by appointment.

### **WIC Clinics:**

**Bucyrus** - 2<sup>nd</sup>, 3<sup>rd</sup> & 4<sup>th</sup> Tuesdays - 8:00am – 5:00pm, 1<sup>st</sup>, 3<sup>rd</sup> & 4<sup>th</sup> Thursdays - 8:00am – 5:00pm, 2<sup>nd</sup> Thursday - 9:30am – 6:30pm and 2<sup>nd</sup> Friday - 8:00am – 5:00pm

**Galion** - 1<sup>st</sup> Tuesday 9:30am – 6:30pm, Every Wednesday 8:00am – 5:00pm, and the 1<sup>st</sup>, 3<sup>rd</sup> & 4<sup>th</sup> Friday 8:00am – 5:00pm

**Crestline** - 1<sup>st</sup> Monday 8:00am – 5:00pm

## CONTACT US:

Nursing Division: (419)562-5871  
option 3

Environmental Health:  
(419)562-5871 option 4

Vital Statistics: (419)562-5871  
option 2

WIC Bucyrus: (419)562-5859

WIC Galion: (419)462-1197

WIC Crestline: (419)683-2921

Help Me Grow: (419)562-4667

Emergency Preparedness:  
(419)562-5871 ext. 1207

Health Commissioner (Kate):  
(419)562-5871 ext. 1213

Website:

[www.crawfordhealth.org](http://www.crawfordhealth.org)

